

GOVERNMENT OF KARNATAKA
POLICE DEPARTMENT



CRIME REVIEW

AND

PERFORMANCE OF UNITS UNDER

CCTNS PROJECT

APRIL – 2022

POLICE 

POLICE COMPUTER WING &
STATE CRIME RECORDS BUREAU

7TH Floor, M.S. Building,
Dr.B.R.Ambedkar Road,
Bengaluru – 560001.
email:adgppcw@ksp.gov.in

INDEX

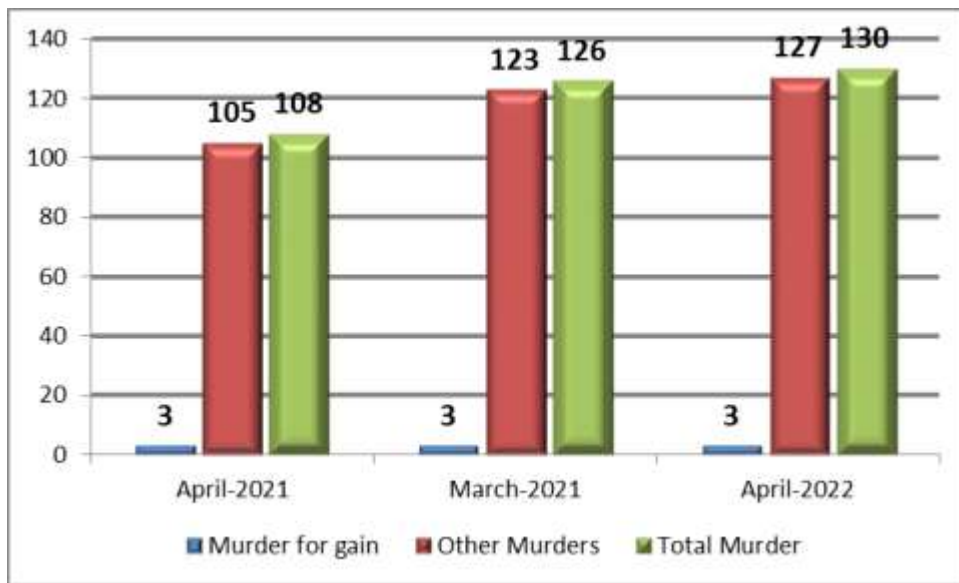
Sl. No.	CONTENTS	Page No.
1	Crime Review on – 1) Murder 2) Dacoity 3) Robbery 4) Burglary 5) Theft 6) Riots 7) Hurt 8) Spl. & local laws 9) Crime against Women 10) POCSO 11) SC & ST POA Act 12) Security cases 13) Cyber Crimes 14) Economic Offences & 15) MMDR & KMMCR 16) Motor Vehicles Theft Cases 17) NDPS Cases	1-17
2	District-wise Reported cases under various heads for the month of April – 2022	18
3	Crime Statistics – IPC Crimes	19-29
4	Crime Statistics – Special & Local laws	29-33
5	Crime Statistics – Crime against Women	33
6	Crime Statistics – Crime against Children	34
7	Crime Statistics – Crime against SC & ST	35
8	Crime Statistics – Road Accidents	36
9	Unit-wise report on Receipts & Disposals under SAKALA services	37-38
10	Comparative Crime Statement – 17	39-40
11	Police IT April month Pragathi report	41-42
12	e-Sign details – FIR & Chargesheet	43-44
13	Police IT MT Module log book details	45-47
14	Seva Sindhu – April month report	48
15	District Wise COTPA Statistics	49

CRIME REVIEW FOR THE MONTH OF APRIL – 2022

1. Murder

As per the review for the month 130 cases of Murder were reported (including 3 cases of Murder for gain) as against 126 Murder cases (3 cases of Murder for gain has been reported in last month) in the previous month & 108 Murder cases (3 cases of Murder for gain) in the corresponding month of previous year.

Month	Year	Murder for gain	Other Murders	Total Murder
April	2022	3	127	130
March	2022	3	123	126
April	2021	3	105	108

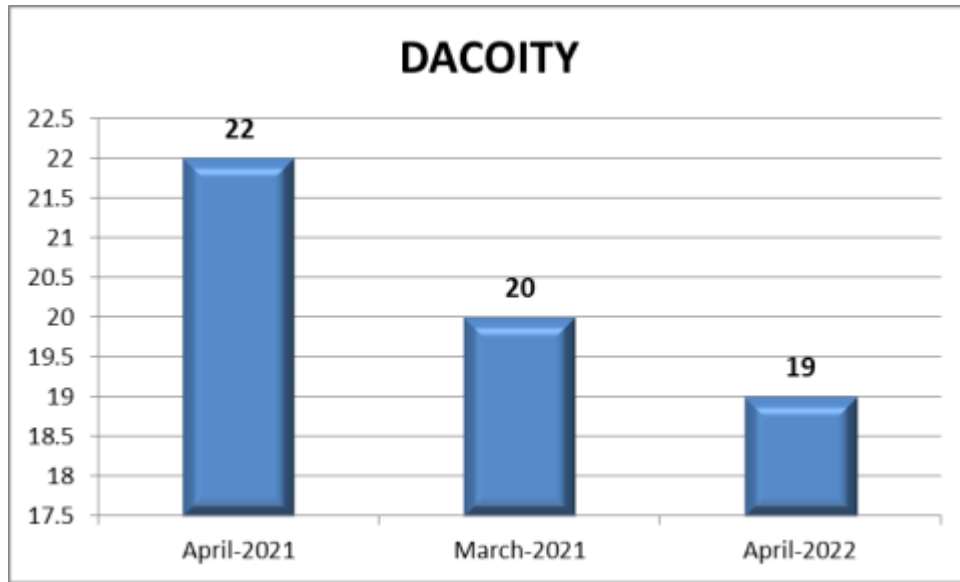


There is an increase in the reported cases of Murder during the current month when compared to the cases of previous month and to the corresponding month of previous year. There is no change in the reported cases of Murder for gain during the current month when compared to the cases of previous month and to the corresponding month of previous year.

2. Dacoity

19 cases of Dacoity were reported during the current month as against 20 cases in the previous month and 22 cases in the corresponding month of previous year.

Month	Year	Dacoity Cases
April	2022	19
March	2022	20
April	2021	22



There is a decrease in the reported cases of Dacoity during the current month when compared to the cases of previous month and to the corresponding month of previous year.

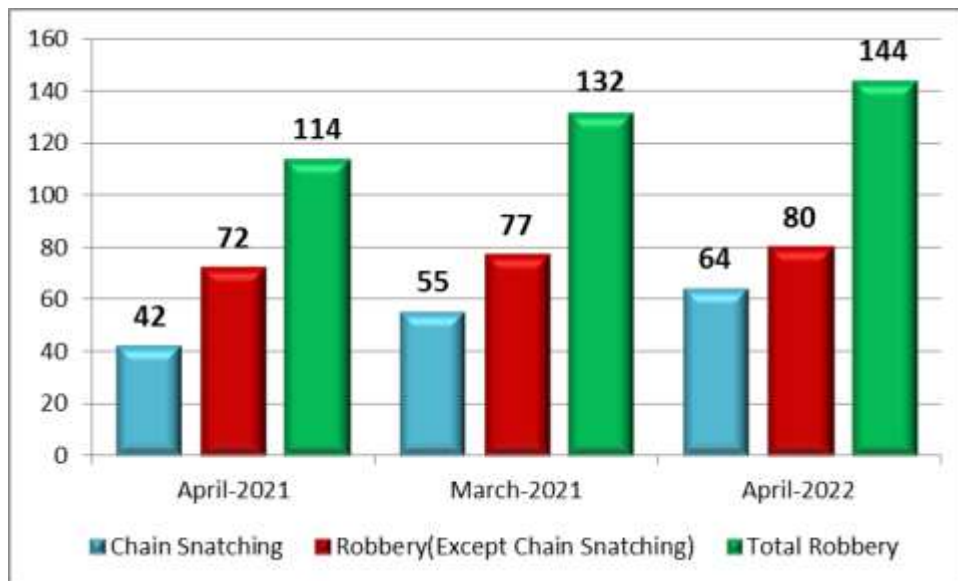
The unit wise break up of Dacoity cases for the month under review is as follows:-

Name of the unit	No. of cases	Name of the unit	No. of cases
Haveri District	4	Bengaluru City	3
Belagavi District	2	Mysuru District	2
Shivamogga District	2	Mysore City	1
Hubli-Dharwad City	1	Chikkaballapura District	1
Chikkamagaluru District	1	Davanagere District	1
Mandya District	1		

3. Robbery

144 cases of Robbery were reported during the current month (including 64 chain snatching cases) as against 132 cases (55 cases of Chain snatching) in the previous month and 114 cases (42 cases of Chain snatching) in the corresponding month of previous year.

Month	Year	Chain Snatching	Robbery (Except Chain Snatching)	Total Robbery
April	2022	64	80	144
March	2022	55	77	132
April	2021	42	72	114



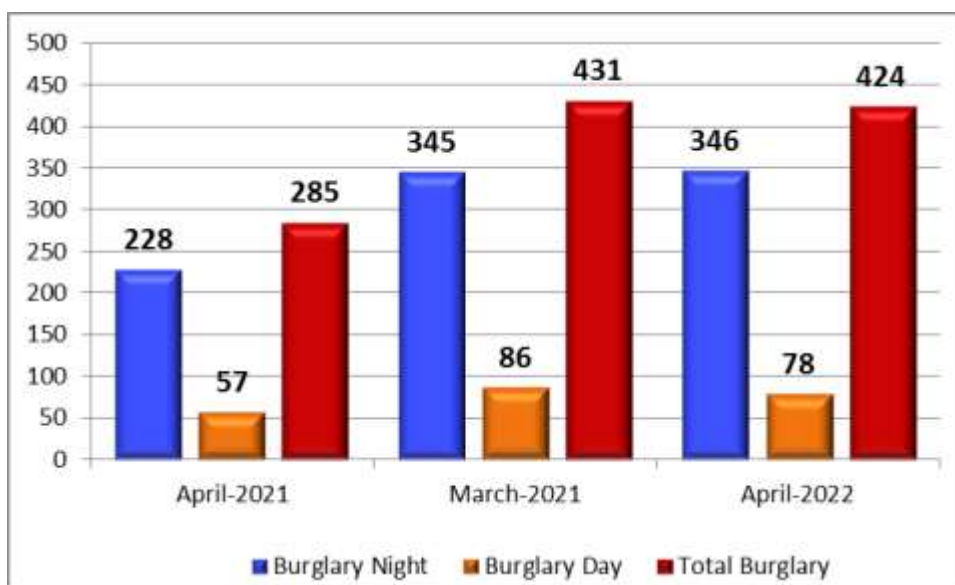
There is an increase in the number of cases reported during the current month under the head Robbery when compared to the cases of previous month and to the corresponding month of previous year.

There is an increase in the number of cases reported during the current month under Chain Snatching when compared to the cases of previous month and to the corresponding month of previous year.

4. Burglary

424 cases of Burglary were reported during the month as against 431 cases in the previous month and 285 cases during the corresponding month of previous year.

Month	Year	Burglary Night	Burglary Day	Total
April	2022	346	78	424
March	2022	345	86	431
April	2021	228	57	285

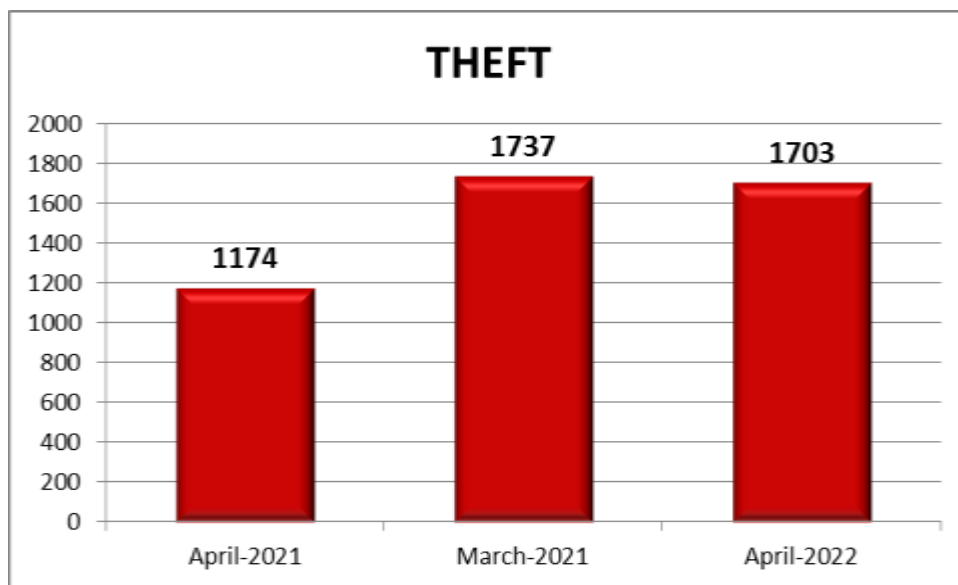


There is a decrease in the number of cases reported during the current month under the head burglary, when compared to the reported cases of previous month and an increase when compared to the corresponding month of previous year.

5. Theft

1703 cases of Theft were reported during the month as against 1737 cases in the previous month and 1174 cases in the corresponding month of previous year.

Month	Year	Reported
April	2022	1703
March	2022	1737
April	2021	1174

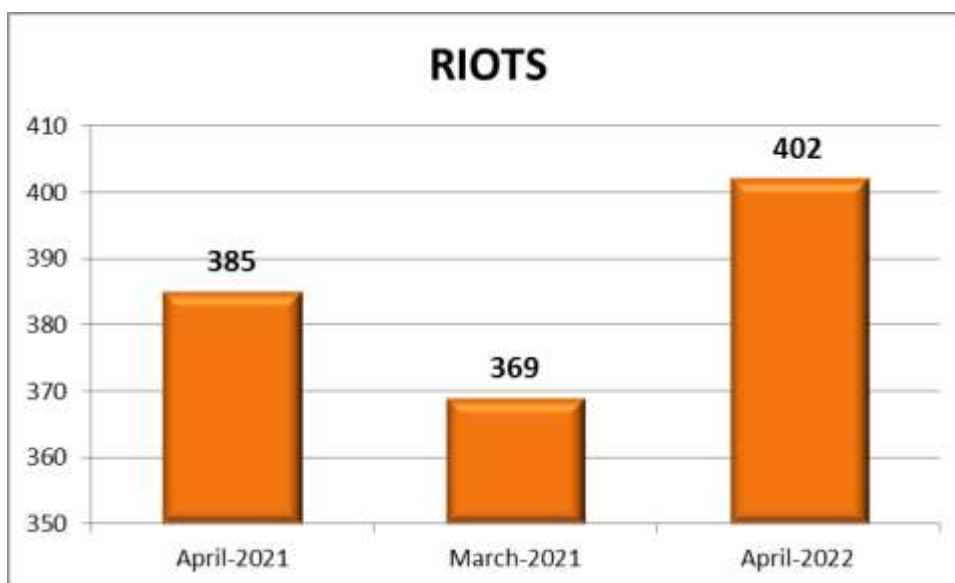


There is a decrease in the number of cases reported during the current month under the head theft when compared to the cases of previous month and an increase when compared to the corresponding month of previous year.

6. Riots

402 cases were reported during the current month under the category Riots as against 369 cases in the previous month and 385 cases in the corresponding month of previous year.

Month	Year	Riots
April	2022	402
March	2022	369
April	2021	385

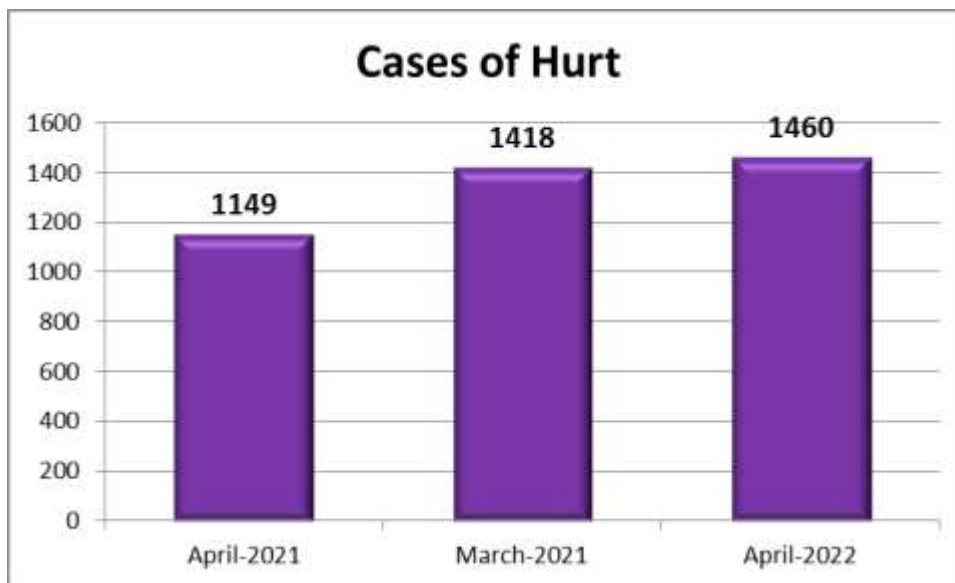


There is an increase in the number of cases reported under this head during the month, when compared to the cases of previous month and to the corresponding month of previous year.

7. Hurt

1460 cases were reported during the current month under the category Hurt as against 1418 cases in the previous month and 1149 cases in the corresponding month of previous year.

Month	Year	Cases of Hurt
April	2022	1460
March	2022	1418
April	2021	1149

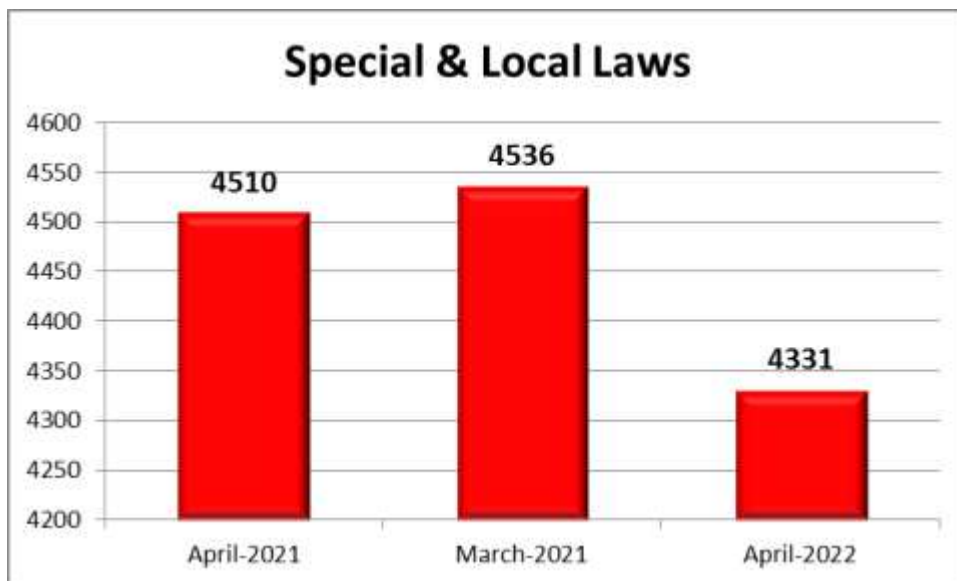


There is an increase in the number of cases reported under this head during the month, when compared to the cases of previous month and to the corresponding month of previous year.

8. Special & Local Laws

4331 cognizable cases were registered under Special & Local Laws during the month as against 4536 cases in the previous month and 4510 cases in the corresponding month of previous year.

Month	Year	Special & Local Laws
April	2022	4331
March	2022	4536
April	2021	4510

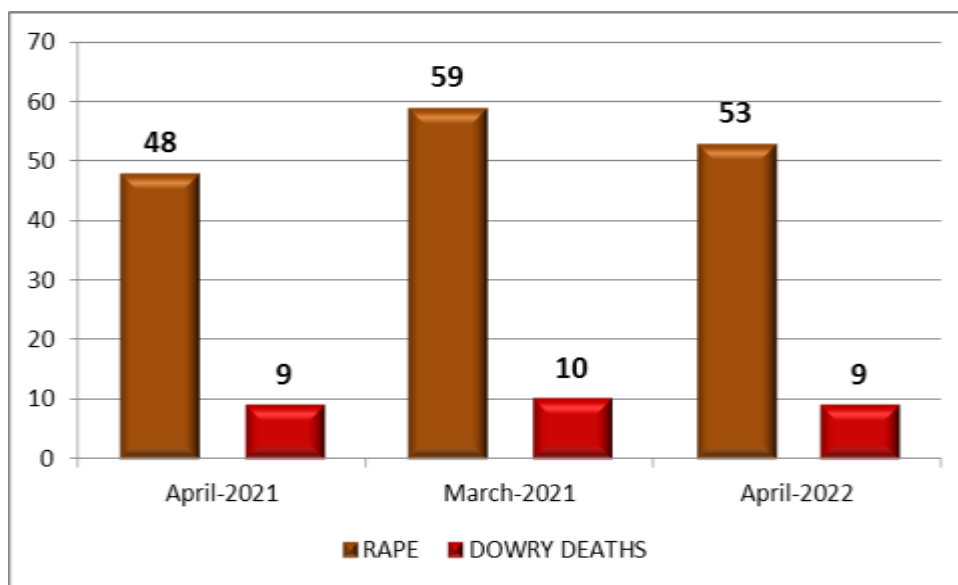


There is a decrease in the number of cognizable cases reported during the month under Special & Local Laws when compared to the cases of previous month and to the corresponding month of the previous year.

9. Crime against Women (Rape & Dowry Death)

53 cases of Rape have been reported during the month as against 59 cases in the previous month and 48 cases in the corresponding month of previous year. 9 cases of Dowry Death have been reported during the current month, as against 10 cases in the previous month and 9 cases in the corresponding month of previous year. (Note: Other Crimes against Women are mentioned in Page No.22)

Month	Year	Rape	Dowry Death
April	2022	53	9
March	2022	59	10
April	2021	48	9



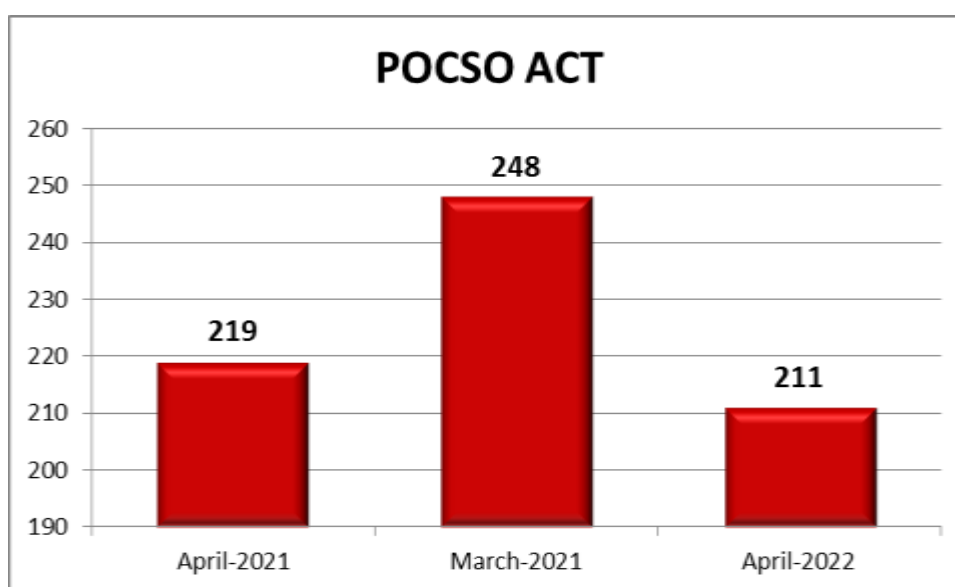
There is a decrease in the reported cases under Rape during the current month when compared to the previous month and an increase when compared to the corresponding month of previous year.

There is a decrease in the reported cases of Dowry death during current month when compared to the previous month and no change in the corresponding month of previous year.

10. Protection of Children from Sexual Offences Act (POCSO)

211 cases of POCSO were reported during the current month as against 248 cases in the previous month and 219 in the corresponding month of previous year.

Month	Year	POCSO
April	2022	211
March	2022	248
April	2021	219

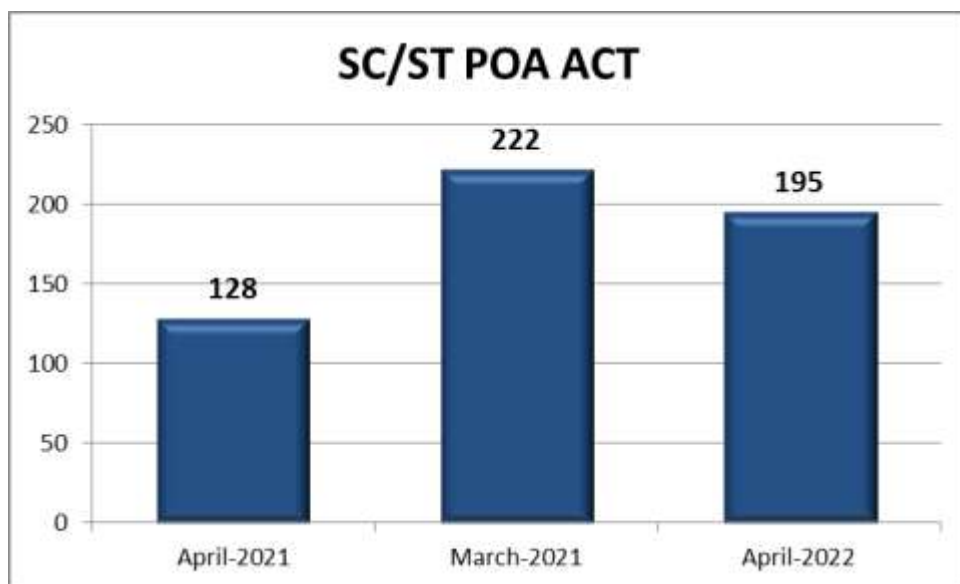


There is a decrease in the reported cases under the head POCSO during the current month when compared to the cases of previous month and to the corresponding month of previous year.

11. Crimes under SC/ST POA Act

195 cases were reported during the current month under this head as against 222 cases in the previous month and 128 cases in the corresponding month of previous year. (Details are mentioned at Page No.24)

Month	Year	SC/ST POA Act
April	2022	195
March	2022	222
April	2021	128

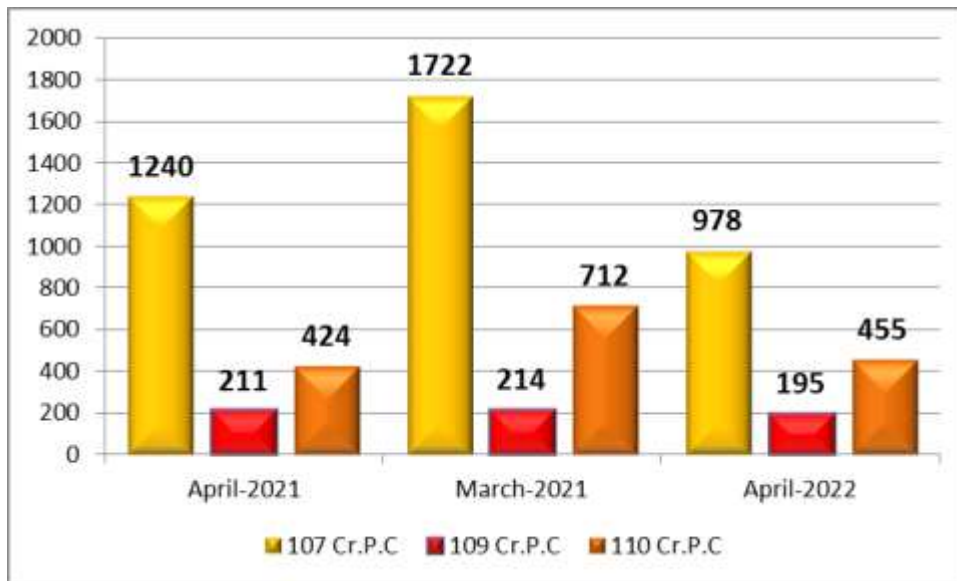


There is a decrease in the reported cases under Crime against SC/ST during the current month when compared to the reported cases of previous month and an increase when compared to the corresponding month of previous year.

12. Preventive Action Report

978, 195 & 455 cases u/s 107, 109 & 110 Cr.PC. respectively have been booked during the current month as against 1722, 214 & 712 cases in the previous month and 1240, 211 & 424 cases in the corresponding month of last year.

Month	Year	Security Cases			Total
		107 Cr.PC	109 Cr.PC	110 Cr.PC	
April	2022	978	195	455	1628
March	2022	1722	214	712	2648
April	2021	1240	211	424	1875

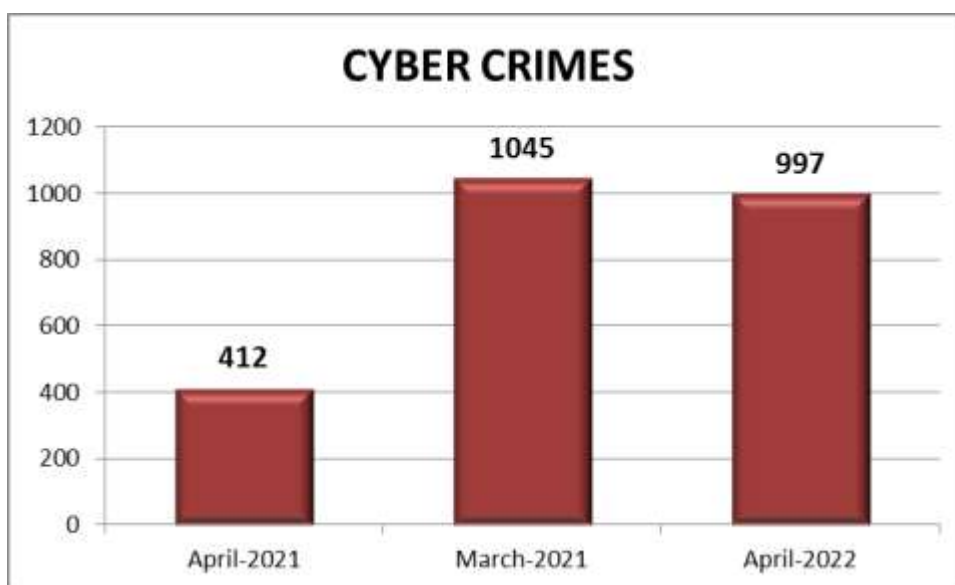


- Under sec 107 Cr.PC. less number of cases have been booked during the current month when compared to the previous month and to the corresponding month of previous year.
- Under Sec.109 Cr.PC. less number of cases have been booked during the current month when compared to the cases of previous month and to the corresponding month of previous year.
- Under 110 Cr.PC. less number of cases have been booked when compared to the previous month and more when compared to the corresponding month of previous year.

13. Cyber Crimes (Information Technology Act)

997 cases were reported during the current month under this head as against 1045 cases in the previous month and 412 cases in the corresponding month of previous year.

Month	Year	Cyber Crimes
April	2022	997
March	2022	1045
April	2021	412

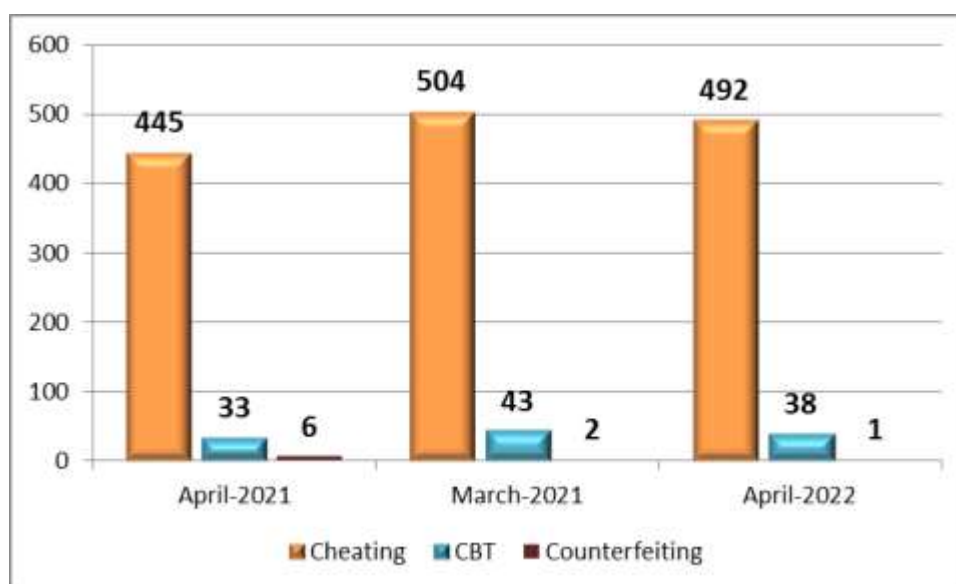


There is a decrease in the reported cases under Cyber Crimes during the current month when compared to the reported cases of previous month and an increase when compared to the corresponding month of previous year.

14. Economic Offences (Criminal Breach of Trust, Cheating, Counterfeiting)

531 cases were reported during the current month under Economic Offences **(Criminal Breach of Trust-38, Cheating-492 and Counterfeiting-1)** as against 549 cases during the previous month and 484 cases in the corresponding month of previous year.

Month	Year	Economic Offences
April	2022	531
March	2022	549
April	2021	484



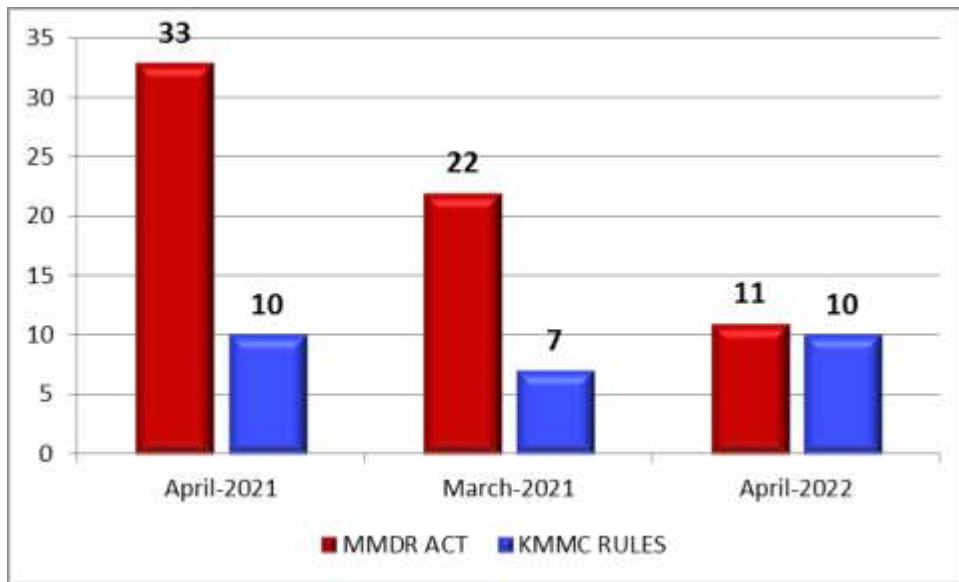
There is a decrease in the reported cases under economic offences during the current month when compared to the reported cases of previous month and an increase when compared to the corresponding month of previous year.

15. Mines and Minerals (Development & Regulation) Act & Karnataka Minor Mineral Consistent Rules

11 cases of MMDR were reported during the current month under this head as against 22 cases in the previous month and 33 cases in the corresponding month of previous year.

10 cases of KMMCR reported during the current month as against 7 cases in the previous month and 10 cases in the corresponding month of previous year.

Month	Year	MMDR Act	KMMC Rules
April	2022	11	10
March	2022	22	7
April	2021	33	10



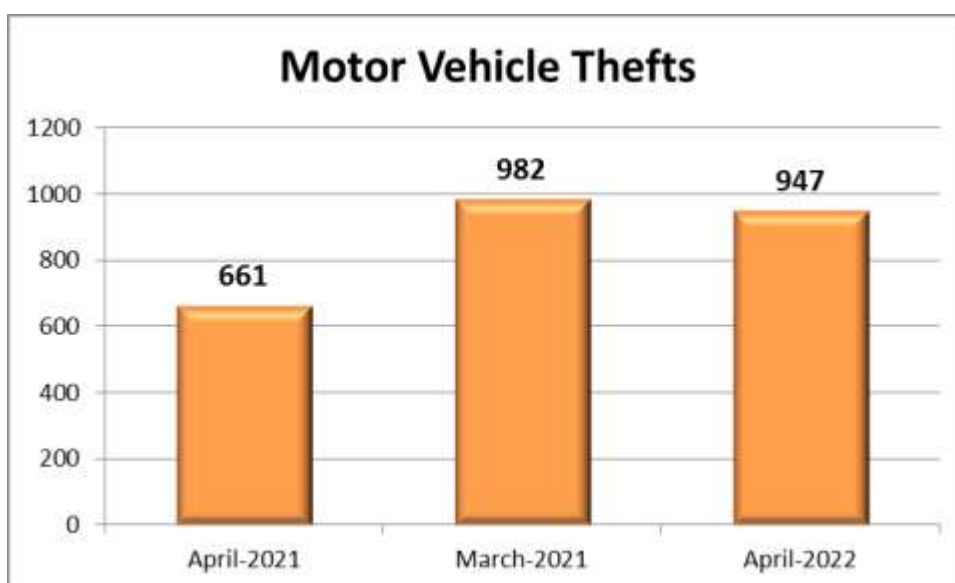
There is a decrease in the reported cases under MMDR during the current month when compared to the reported cases of previous month and to the corresponding month of previous year.

There is an increase in the reported cases under KMMCR during the current month when compared to the reported cases of previous month and no change in the corresponding month of previous year.

16. Motor Vehicles Theft cases

947 cases were reported during the current month under this head as against 982 cases in the previous month and 661 cases in the corresponding month of previous year.

Month	Year	Motor Vehicles Theft Cases
April	2022	947
March	2022	982
April	2021	661

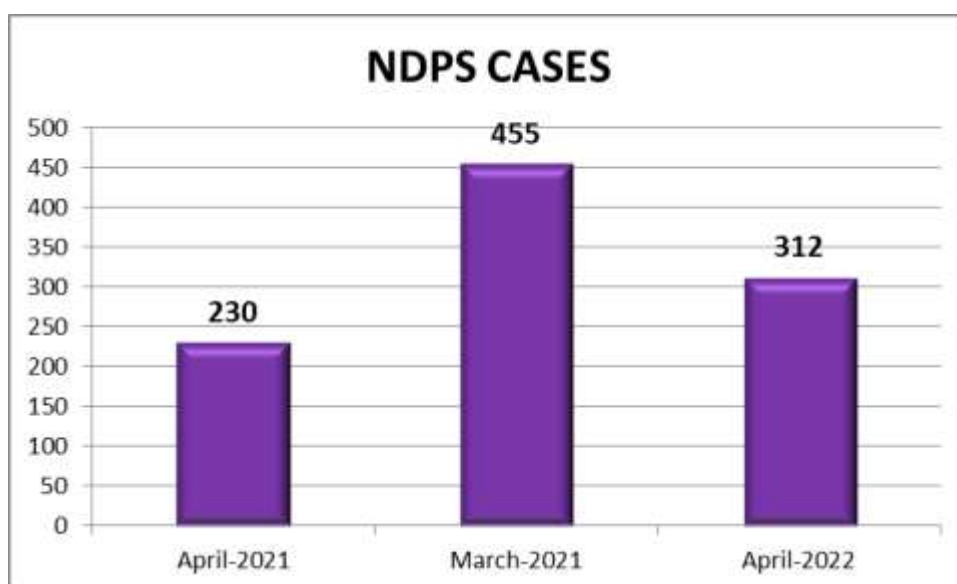


There is a decrease in the reported cases under Motor Vehicles Theft cases during the current month when compared to the reported cases of previous month and an increase when compared to the corresponding month of previous year.

17. Narcotic Drugs & Pshycotropic Substances (NDPS)

312 cases were reported during the current month under this head as against 455 cases in the previous month and 230 cases in the corresponding month of previous year.

Month	Year	NDPS Cases
April	2022	312
March	2022	455
April	2021	230



There is a decrease in the reported cases under NDPS Cases during the current month when compared to the reported cases of previous month and an increase when compared to the corresponding month of previous year.

*This Crime Review is based on classification made in Police IT at Police Station level.

* Crime Review is based on classification made in Police IT on 11/05/2022.

DISTRICT-WISE REPORTED CASES UNDER VARIOUS HEADS FOR THE MONTH OF ARCH - 2022 (AS ON 11/04/2022)

Sl. No.	Crime Head	Bagalkot	Ballari	Belagavi City	Belagavi Dist	Bengaluru city	Bengaluru District	Bidar	Chamarajanagar	Chickballapura	Chikkamagaluru	Chitradurga	Dakshina kannada	Davanagere	Dharwad	Gadag	Hassan	Haveri	Hubballi Dharwad City	K.G.F	Kalaburagi	Kalaburagi City	Karnataka Railways	Kodagu	Kolar	Koppal	Mandya	Mangalooru City	Mysuru City	Mysuru District	Raichur	Ramanagara	Shivamogga	Tumakuru	Udupi	Uttara kannada	Vijayanagara	Vijayapur	Yadgir	Total	
1	MURDER	3	3	4	5	19	3	9	2	0	3	2	1	4	3	2	4	1	0	1	7	3	1	4	1	5	4	1	4	5	6	5	1	6	1	3	2	1	1	130	
2	DACOITY	0	0	0	2	3	0	0	0	1	1	0	0	1	0	0	0	4	1	0	0	0	0	0	0	0	1	0	1	2	0	0	2	0	0	0	0	0	0	0	19
3	ROBBERY	0	1	0	4	28	9	3	0	1	3	0	0	2	1	0	0	1	3	0	2	1	2	1	3	0	1	2	3	2	0	3	2	0	1	0	1	0	0	0	80
3a	CHAIN SNATCHING	0	0	0	1	17	5	6	0	2	0	2	0	1	0	1	1	1	0	0	0	0	5	0	1	1	5	1	4	1	0	0	0	7	2	0	0	0	0	0	64
4a	BURGLARY - DAY	2	2	1	1	13	6	2	0	0	2	2	2	1	1	0	3	1	3	0	1	1	0	2	0	1	4	1	2	3	2	5	1	6	2	0	1	4	0	78	
4b	BURGLARY - NIGHT	4	11	9	11	62	13	15	7	11	4	7	4	15	2	5	4	13	12	4	4	6	0	5	3	4	12	2	4	15	5	9	12	17	5	6	6	13	5	346	
5	THEFT	21	39	17	38	582	82	22	7	20	24	26	10	49	16	33	28	25	21	8	19	22	91	9	23	49	44	15	58	44	42	48	29	61	23	12	18	19	9	1703	
6	RIOTS	8	10	8	28	9	13	16	13	18	4	19	3	18	4	7	15	15	9	5	15	7	0	0	23	7	3	1	5	19	17	5	17	6	1	10	13	18	13	402	
7	CASES OF HURT	12	16	13	46	227	50	53	38	24	54	65	16	27	6	9	102	15	25	24	32	13	1	29	36	16	78	11	37	82	16	72	59	48	21	20	17	34	16	1460	
8	Spl & Local laws	39	121	20	77	1308	53	46	41	218	47	279	15	72	34	66	93	35	130	31	42	35	3	19	27	91	136	85	54	85	136	134	134	181	24	163	91	125	41	4331	
9a	RAPE	2	0	0	1	15	4	2	2	0	0	0	1	1	1	1	0	0	0	0	1	1	0	1	2	0	1	0	0	5	2	0	2	1	0	1	0	3	3	53	
9b	DOWRY DEATHS	0	0	0	0	2	1	1	0	0	1	1	0	1	0	0	0	0	0	0	0	0	0	0	0	1	1	0	0	0	0	0	0	0	0	0	0	0	0	0	9
10	POCSO	0	4	1	11	33	8	3	6	12	2	5	3	4	2	1	11	5	3	1	7	1	2	1	2	4	8	7	3	14	4	6	9	5	3	5	2	7	6	211	
11	SC ST & POA Act	8	2	1	14	19	8	2	2	5	2	4	5	12	1	4	15	6	2	3	3	4	0	2	10	6	11	2	1	6	5	7	3	10	2	0	2	2	4	195	
12a	107 Cr.P.C.	16	12	7	34	16	9	13	24	7	7	18	40	26	31	27	45	14	10	2	15	6	0	23	14	30	16	18	1	127	232	23	22	7	23	18	12	14	19	978	
12b	109 Cr.P.C.	13	8	4	3	67	5	8	0	0	0	4	0	5	1	3	4	7	1	0	2	2	4	1	2	4	3	0	1	14	3	1	5	5	1	4	0	9	1	195	
12c	110 Cr.P.C.	12	0	1	5	296	2	4	1	0	0	0	0	0	4	16	1	4	2	0	5	4	0	0	0	15	2	1	1	0	5	22	0	20	18	0	0	9	5	455	
13	CYBER CRIME	1	1	5	2	824	12	0	1	3	1	1	0	1	0	0	5	10	44	2	2	1	0	4	1	2	4	4	15	3	2	16	3	14	1	11	0	1	0	997	
14a	Cr. Br. of Trust	0	1	0	1	12	4	1	0	1	1	0	0	1	0	0	1	0	2	0	0	0	0	1	0	1	1	0	3	0	1	3	0	0	1	2	0	0	0	38	
14b	CHEATING	7	13	10	7	244	33	0	4	2	4	7	4	13	6	3	10	9	2	4	1	6	2	2	7	2	5	6	16	5	9	9	11	10	4	5	5	4	1	492	
14c	COUNTERFEITING	0	0	0	0	1	0	0	0	0	0	0	0	0	0	0	0	0	0	0	0	0	0	0	0	0	0	0	0	0	0	0	0	0	0	0	0	0	0	0	1
15	KMMC	0	3	0	0	0	0	0	0	0	0	0	0	0	0	0	0	0	0	0	0	0	0	0	0	0	0	0	0	4	0	0	0	2	0	0	1	0	0	10	
15a	MMDR	0	0	0	0	0	0	0	1	0	0	0	0	0	0	0	0	0	0	0	0	0	0	0	0	0	0	0	0	2	0	0	0	1	0	0	7	0	0	11	
16	Motor vehicles Theft Cases	9	26	12	24	404	60	14	6	13	4	10	2	36	6	8	10	13	10	3	4	21	4	1	12	14	23	4	42	21	11	29	17	37	12	3	6	10	6	947	
17	NDPS Cases	0	1	3	3	185	1	0	2	2	1	1	0	2	2	0	4	0	3	4	3	0	0	0	1	0	0	63	0	0	1	6	7	8	4	4	0	1	0	312	

CRIME REVIEW FOR THE MONTH OF APRIL - 2022 (As on 11/05/2022)

Sl. No.	Heads of Crime	During the current year upto the end of month under review	During the corresponding month of previous year	During the previous month	During the current month
	A - IPC Crime				
1	Murder (Sec.302/303 IPC)				
	For gain	18	3	3	3
	Over Property Dispute	10	3	1	4
	Due to Personal Vendetta or enmity	16	4	3	7
	Due to Sexual jealousy	10	5	5	0
	For dowry by burning	0	0	0	0
	For dowry by other means	4	1	1	2
	Due to Communalism	0	0	0	0
	Due to Casteism	1	0	0	0
	Witch Craft (Sorcery)	0	0	0	0
	For Human Sacrifice	0	0	0	0
	Due to Terrorism/Naxalism / Extremism	0	0	0	0
	For Political Reasons	2	0	0	2
	Due to Adultery	5	0	1	3
	Civil Disputes	25	7	11	2
	Electoral Gain	0	0	0	0
	Gang Rivalry	0	0	0	0
	Love Intrigue	5	1	0	2
	Professional	0	0	0	0
	Psychopathic/Serial Killer/Lunacy	0	0	0	0
	Rape with Murder	2	2	0	1
	Revenge/Enemy	18	7	3	7
	Sudden Quarrel	32	5	12	8
	Village Dispute	0	0	0	0
	Custodial	1	0	0	1
	Due to Other Causes	328	70	86	88
	Sub Total	477	108	126	130
2	ATTEMPT TO MURDER (Sec. 307 IPC)				
	For Gain	10	1	1	4
	Over Property Dispute	44	5	15	11
	Due to Personal Vendetta or enmity	29	4	7	8
	Due to Sexual jealousy	10	2	4	2
	For Dowry other Means	9	3	4	0
	Dowry By Burning	1	0	0	0
	Due to Communalism	4	1	1	1
	Due to Casteism	0	0	0	0
	Witch Craft (Sorcery)	0	0	0	0
	For Human Sacrifice	0	0	0	0
	Terrorism /Naxalism / Extremism	0	0	0	0
	For Political Reasons	9	3	3	4
	Adultery	3	0	0	1
	Electoral Gain	0	0	0	0
	Gang Rivalry	2	1	0	0
	Love Intrigue	9	1	5	2
	Professional	0	1	0	0
	Rape	0	0	0	0
	Revenge/Enemy	68	21	21	16
	Sudden Quarrel	72	15	15	27
	Village Dispute	8	1	1	4
	Due to Other Causes	659	135	180	160
	Civil Disputes	112	30	31	30
	Sub Total	1049	224	288	270

Sl. No.	Heads of Crime	During the current year upto the end of month under review	During the corresponding month of previous year	During the previous month	During the current month
3	CULPABLE HOMICIDE NOT AMOUNTING TO MUDER (Sec.304 IPC)				
	For Gain	0	0	0	0
	Over Civil Dispute	0	0	0	0
	Due to Personal Vendetta or enmity	0	0	0	0
	Due to Sexual jealousy	0	0	0	0
	For Dowry	0	0	0	0
	Due to Communalism	0	0	0	0
	Due to Casteism	0	0	0	0
	Witch Craft (Sorcery)	0	0	0	0
	For Human Sacrifice	0	0	0	0
	Terrorism /Naxalism / Extremism	0	0	0	0
	For Political Reasons	0	0	0	0
	Adultery	0	0	0	0
	Property Disputes	0	0	0	0
	Electoral Gain	1	2	0	0
	Gang Rivalry	0	0	0	0
	Love Intrigue	0	0	0	0
	Professional	0	0	0	0
	Sudden Quarrel	2	2	0	0
	Due to Other Causes	21	8	7	6
	Sub Total	24	12	7	6
4	ATTEMPT TO CULPABLE HOMICIDE NOT AMOUNTING TO MURDER (Sec. 308 IPC)				
	For Gain	0	0	0	0
	Over Civil Dispute	1	0	0	1
	Due to Personal Vendetta or enmity	1	0	1	0
	Due to Sexual jealousy	0	0	0	0
	For Dowry	0	0	0	0
	Due to Communalism	0	0	0	0
	Due to Casteism	0	0	0	0
	Witch Craft (Sorcery)	0	0	0	0
	For Human Sacrifice	0	0	0	0
	Terrorism /Naxalism / Extremism	0	0	0	0
	For Political Reasons	0	0	0	0
	Due to Other Causes	9	0	2	3
	Adultery	0	0	0	0
	Property Disputes	1	0	1	0
	Electoral Gain	0	1	0	0
	Gang Rivalry	0	0	0	0
	Love Intrigue	0	0	0	0
	Professional	0	0	0	0
	Sudden Quarrel	4	0	2	2
	Sub Total	16	1	6	6
5	RAPE (Sec.376, 376(A) to 376 (D) IPC)				
	Custodial Rape	0	0	0	0
	Attempt to Commit	1	1	0	0
	By a Gang	4	0	3	0
	By Parents	0	0	0	0
	By Hospital Staff	0	1	0	0
	By Husband During SepARATION	4	0	1	2
	By Neighbours	19	1	6	5
	By Relatives	19	7	3	6
	In Jail Custody	0	0	0	0
	In Remand Home	0	0	0	0
	InCest	0	1	0	0
	Known Person	108	31	33	29
	Unknown Person	5	0	4	0
	Due to Other Causes	32	6	9	11
	On Minor	0	0	0	0

Sl. No.	Heads of Crime	During the current year upto the end of month under review	During the corresponding month of previous year	During the previous month	During the current month
	Sub Total	192	48	59	53
6	KIDNAPPING AND ABDUCTION (Sec.360, 361, 363 to 369 IPC)				
	Missing - Boy	202	35	56	37
	Missing - Girl	760	122	212	223
	For Ransom - of Children	4	1	1	2
	For Ransom - of Children for Begging	0	0	0	0
	For Ransom - of Women	3	0	2	0
	For Ransom - of Girls for Immoral Purpose	0	0	0	0
	For Ransom - of Others	10	6	2	4
	Procuration of Minor Girls - For Prostitution	0	0	0	0
	Procuration of Minor Girls - Importring of Girl	1	0	0	1
	Procuration of Minor Girls - For other Purpose	6	1	1	3
	Espionage	0	0	0	0
	Intent to Steal From Child	0	0	0	0
	Murder (Homicide)	0	1	0	0
	Obtain Signature Forcibly	0	0	0	0
	Recovering Loan	0	1	0	0
	Settling any Disputes	0	0	0	0
	Unnatural Lust / Illicit Intercourse	0	0	0	0
	Wrongful Confinement	5	1	0	1
	For Exporting	0	0	0	0
	From Lawful Guardianship	3	0	0	0
	For Camel Racing Etc.	0	0	1	0
	To Compel For Marriage	9	5	0	4
	For Slavery	0	0	0	0
	For Stealing From its Person	0	0	48	0
	Others	216	49		67
	Sub Total	1219	222	323	342
7	DACOITY (Sec. 395 to 398 IPC)				
	At ATM	0	0	0	0
	At Residential Premises	10	5	1	2
	On Highways	19	7	8	2
	In Trains	0	0	0	0
	At Banks	0	0	0	0
	At Commercial Places / Establishments	2	3	1	1
	On Other Roads	26	2	6	10
	In Other Places	16	5	4	4
	River & Sea	0	0	0	0
	Sub Total	73	22	20	19
7a	Preparation And Assembly for Dacoity	92	15	28	16
8	Robbery (Sec.392 to 394 IPC)				
	At ATM	1	0	0	0
	At Residential Premises	52	7	14	13
	On Highways	26	5	5	8
	In Trains	6	2	1	2
	At Banks	2	0	0	0
	At Commercial Places / Establishments	15	4	3	3
	In Other Places	192	52	50	50
	Chain Snatching	195	42	55	64
	Attempt to Commit	15	2	4	4
	Sub Total	504	114	132	144
9	BURGLARY - NIGHT (Sec. 380 IPC R/W 453 TO 460, 462 IPC)				
	At Residential Premises	751	129	208	200
	On Highways	0	0	0	0
	In Trains	0	0	0	0
	At Banks	22	4	5	6
	At Commercial Places / Establishments	226	32	54	62
	In Other Places	218	39	51	56
	Temple Theft	93	24	27	22
	Sub Total	1310	228	345	346

Sl. No.	Heads of Crime	During the current year upto the end of month under review	During the corresponding month of previous year	During the previous month	During the current month
10	BURGLARY - DAY (Sec. 380 IPC R/W 453 TO 460, 462 IPC)				
	At Residential Premises	299	45	78	65
	On Highways	0	0	0	0
	In Trains	0	0	0	0
	At Banks	0	1	0	0
	At Commercial Places / Establishments	13	6	3	4
	In Other Places	19	4	4	7
	Temple Theft	7	1	1	2
	Sub Total	338	57	86	78
	Total Burglary (Burglary Day + Burglary Night)	1648	285	431	424
11	THEFT (Sec.379 to 389 IPC)				
	Of sand	359	90	85	117
	Attempt to commit	12	3	4	2
	Of Automobiles - Of Tractors	13	0	6	7
	At ATM	2	2	0	0
	Communication And Elec. Wire	89	12	28	17
	Of Cattle	178	36	44	32
	Of Cycle	33	4	4	6
	Of Automobiles - Of Lorries/Trucks	55	14	17	8
	Of Automobiles - Of Buses	3	0	1	1
	Of Automobiles - Of Cars / Jeeps	94	20	26	20
	Of Automobiles - Of Two Wheelers	3473	624	913	878
	Of Automobies - of Three Wheelers	93	3	19	33
	Of Accessories of Motor Vehicle	128	11	26	28
	Govt. Vehicle	1	0	0	0
	Electronic Goods (Radio, TV, VCR, Acs, Office Automation Equipments)	444	73	111	135
	Of Fire Arms	2	3	1	1
	Of Explosives	0	0	0	0
	Of Cultural - Idols	6	1	1	1
	Of Cultural - Painting	0	0	0	0
	Of Cultrual - Others	89	11	24	17
	Cash	169	28	52	36
	Jewellery	257	56	74	65
	Other Items Not Included Above	626	98	149	158
	In Running Train	13	3	7	3
	Extortion	50	8	17	12
	House Theft	360	55	107	93
	Servant Theft	102	19	21	33
	Sub Total	6651	1174	1737	1703
12	RIOTS (Sec.141 to 153 IPC)				
	Land Dispute	393	94	99	109
	Employee - Govt.	2	0	0	0
	Labour - Private Sector	2	0	0	2
	Labour - Public Sector	0	1	0	0
	Linguistic	0	0	0	0
	Political	11	6	2	5
	Regional	4	1	1	0
	Sectarian	0	0	0	0
	Students	1	1	0	0
	Tribal	0	0	0	0
	Due to Village Disputes	6	6	2	0
	Communal	8	0	3	3
	Industrial	1	2	0	0
	Caste	2	0	0	1
	Agrarian	0	0	0	0
	Others	1033	274	262	282
	Sub Total	1463	385	369	402
13	OFFENCES AGAINST STATE (Sec. 121 to 130, except 124(A) IPC)	0	0	0	0
14	OFFENCES PROMOTING ENEMITY (Sec. 153(A), 154(B) & 505 IPC)	22	5	7	6
15	CRIMINAL BREACH OF TRUST	168	33	43	38

Sl. No.	Heads of Crime	During the current year upto the end of month under review	During the corresponding month of previous year	During the previous month	During the current month
16	CHEATING (Sec.417 to 420 IPC)	1975	445	504	492
17	COUNTERFEITING (Sec. 231 to 263 (A), 489(A) to 489 (E) IPC)				
	Stock Share, Debenture Certificate	0	0	0	0
	Usage of Counterfeit Stamp	0	0	0	0
	Of Coins (Sec 231 to 254 IPC)	0	0	0	0
	Of Stamps (Sec.255 to 263(A) IPC)	0	0	0	0
	Of Currency Notes And Bank Notes (Sec. 489 (A) to 489 (E) IPC)	5	6	2	1
	Of Others	0	0	0	0
	Sub Total	5	6	2	1
18	FORGERY (Sec. 465, 468, 471, 473, 476, 477 & 477(A) IPC				
	Forgery	129	22	32	33
	Organised (Racket)	0	0	0	0
	Forgery of Passport	1	0	0	0
	Other Forgery	66	10	14	14
	Sub Total	196	32	46	47
19	CASES OF HURT (Sec. 323 to 335 IPC except 328, 332, 333)				
	Acid Attack (326(a))	1	1	0	0
	Attempt to Acid Attack (326(b))	6	0	1	3
	Grievous Hurt	387	81	97	110
	Simple Hurt	4960	1067	1320	1347
	Custodial	0	0	0	0
	Sub Total	5354	1149	1418	1460
20	ADULTERATION (Sec. 272, 273 to 276 IPC)				
	Attempt to Commit	0	0	0	0
	Alcoholic Drink (Liquor)	0	0	0	0
	Cement & Chemical/Fertiliser	0	0	0	0
	Cosmetics	0	0	0	0
	Diesel	0	0	0	0
	Drug/Medicine	0	1	0	0
	Edible Oil	0	0	0	0
	Food Grain	0	0	0	0
	Kerosene	0	0	0	0
	Life Saving Drug	0	0	0	0
	Mobile Oil	0	0	0	0
	Petrol	0	0	0	0
	Petroleum Product	0	0	0	0
	Soft Drinks	1	0	1	0
	Spices	0	0	0	0
	Others	2	0	0	0
	Sub Total	3	1	1	0
21	AFFRAY (Sec. 160 IPC)	150	25	48	36
22	ARSON (Sec. 435, 436, 438 IPC)				
	Agricultural Produce	36	10	12	6
	Attemp to Commit	0	0	0	0
	Boat / Ship	0	1	0	0
	Dwelling House	3	3	3	0
	Educational Institution	0	0	0	0
	Govt. Property	4	0	1	0
	Industrial Establishment	0	0	0	0
	Place of worship	0	0	0	0
	Public Place	3	1	1	0
	Railway Property	0	0	0	0
	Vital Installation	0	0	0	0
	Warehouse (Godown)	2	0	0	1
	Others	66	9	17	11
	Sub Total	114	24	34	18
23	ASSAULT (Sec 356, 357 IPC)				
	Attempt To Commit	2	1	1	0
	On Contractor	0	0	0	0
	On Domestic Servant	0	0	0	0
	On Labourer	0	0	0	0
	On Man (General)	1	1	0	0
	On Man (SC)	0	0	0	0
	On Man (ST)	0	0	0	0

Sl. No.	Heads of Crime	During the current year upto the end of month under review	During the corresponding month of previous year	During the previous month	During the current month
	On Manager/Executive (Other Than Public Servant)	0	0	0	0
	On Member of Clergy (Christian, Budhist, Jain, Sikh)	1	0	0	0
	Member of Legislative Assembly / Council (MLA/MLC)	0	0	0	0
	On Member of Parliament (MP)	0	0	0	0
	On other Dignitaries /Public Figures	0	0	0	0
	On Press	0	0	0	0
	On Professional	0	0	0	0
	On Public Servant	2	0	1	0
	On Student	1	0	1	0
	On Teacher	0	0	0	0
	On Women (General)	1	0	1	0
	On Woman (SC)	0	0	0	0
	On Woman (ST)	0	0	0	0
	Sub Total	8	2	4	0
24	COMMUNAL / RELIGION (Sec. 295 to 297 IPC)				
	Attempt to Commit	1	0	0	0
	Caste Issue	6	1	1	3
	Communal Issue	17	0	4	6
	Linguistic Issue	0		0	0
	Political Issue	0	0	0	0
	Racial/Ethnic Issue	0	1	0	0
	Regional Issue	9	1	3	3
	Religious Issue	31	3	5	7
	Sectarian Issue	0	0	0	0
	Others	33	4	2	11
	Sub Total	97	10	15	30
25	CRIMINAL CONSPIRACY (Sec. 120(B), 121(A) IPC)				
	Conspiracy To Wage War	3	0	3	0
	Related to Substantive Offence	3	0	0	0
	Others	13	1	1	4
	Sub Total	19	1	4	4
26	CRIMINAL INTIMIDATION (Sec. 504 to 508 IPC)	747	159	199	205
27	CRIMINAL MISAPPROPRIATION (Sec. 403, 404 IPC)				
	Attempt to Commit	0	0	0	0
	Bank	0	0	0	0
	Business Establishment	1	0	0	0
	Charitable Organisation	0	0	0	0
	Chitfund Organisation	0	0	0	0
	Co-operative Organisation	1	1	0	0
	Commercial Establishment/Shop	0	0	0	0
	Customs Department	0	0	0	0
	Excise Department	0	0	0	0
	Financial Institution	0	0	0	0
	Income Tax Department	0	0	0	0
	Other Government Organisation	0	0	0	0
	Postal Department	0	0	0	0
	Public Sector Undertakings	0	0	0	0
	Railway Department	0	0	0	0
	Revenue Department	0	0	0	0
	Sales Tax Department	0	0	0	0
	Social Organisation (Aided) (N)	0	0	0	0
	Transport Authority	0	0	0	0
	Trust - Other than religious	1	0	0	0

Sl. No.	Heads of Crime	During the current year upto the end of month under review	During the corresponding month of previous year	During the previous month	During the current month
	Trust - Religious	0	0	0	0
	Others	2	1	0	0
	Sub Total	5	2	0	0
28	CRIMINAL TRESPASS (Sec.447 to 452 IPC)				
	Attempt to Commit	5	0	2	0
	Club	0	0	0	0
	Hostel	0	1	0	0
	Hotel	3	0	1	1
	House	158	29	39	42
	Land	326	57	73	103
	Office	16	5	4	6
	Prohibited Places	5	0	2	0
	Religious Place	5	1	4	0
	Restricted Area	2	0	0	1
	Others	59	8	17	18
	Sub Total	579	101	142	171
29	CRUELTY BY HUSBAND (Sec. 498(A) IPC)				
	Husband	344	57	91	96
	Husband And Relative(S) in Law	458	103	150	118
	Relative(S) in Law	14	3	4	4
	Dowry Harassment	179	16	52	56
	Prevention of Gaming	0	0	0	0
	Sub Total	995	179	297	274
30	DOWRY DEATHS (Sec.304(B) IPC)				
	By Husband	2	0	0	0
	By Husband And Relatives In Law	18	3	4	4
	By Relatives in Law	0	0	0	0
	By Burning	0	0	0	0
	By Hanging	23	5	5	5
	By Other Means	3	1	1	0
	Sub Total	46	9	10	9
31	DEATHS DUE TO RASHNESS/NEGLIGENCE (Sec.304(A) IPC)				
	Electrocution	3	0	1	1
	Adulterated Food/Drug	0	0	0	0
	Accident by Air	0	0	0	0
	Boad Accident	0	1	0	0
	Bridge/Dam Collapse	0	1	0	0
	Building Collapse	3	0	1	0
	Caused By Animal	0	0	0	0
	Death Due to Other Cause	34	8	8	8
	Electrocution Accident	22	3	6	7
	Explosion Accident	2	0	2	0
	Fire accident	2	0	1	0
	Gas Leakage Accident	1	0	0	0
	Improper Infrastructure In Construction	20	4	4	2
	Improper Medical Treatment	0	1	0	0
	In Custody of Public Servant	0	0	0	0
	In Jail/Judicial Custody	0	0	0	0
	In Police Custody	0	0	0	0
	Industrial Accident (Factory)	1	0	0	0
	Inflammable Substance	0	0	0	0
	Mine Accident	0	0	0	0
	Poisonous Substance	0	0	0	0
	Quarry Accident	0	0	0	0
	Spurious Liquor (Hooch) Accident	0	0	0	0
	Railway Accident	0	0	0	0
	Others	22	5	4	7
	Sub Total	110	23	27	25
32	MOTOR VEHICLE ACCIDENTS FATAL (Sec.304(A) IPC)				
	National Highways	1238	284	341	303
	State Highways	1042	227	256	258
	Other Roads	1318	313	299	301
	Other Places	69	13	18	16
	Sub Total	3667	837	914	878

Sl. No.	Heads of Crime	During the current year upto the end of month under review	During the corresponding month of previous year	During the previous month	During the current month
33	MOTOR VEHICLE ACCIDENTS NON-FATAL (Sec.279, 337, 338 IPC)				
	National Highways	3150	657	823	821
	State Highways	2333	495	606	574
	Other Roads	4070	886	1130	999
	Other Places	167	24	40	43
	Sub Total	9720	2062	2599	2437
34	DEATHS-MISCARRIAGE (Sec.312, 313, 314 IPC)				
	Child	5	0	1	0
	Woman	0	0	0	0
	Women and Child	0	0	0	0
	Sub Total	5	0	1	0
35	DEFENCE FORCES OFFENCES RELATING (also relating to desertion) (Sec.131 to 140, except 136 IPC)				
	Air Force	0	0	0	0
	Army	1	0	0	0
	Navy	0	0	0	0
	Sub Total	1	0	0	0
36	ESCAPE FROM LAWFUL CUSTODY AND RESISTANCE (Sec.224, 225, 225(B) IPC)				
	From Jail Custody	1	0	1	0
	From Police Custody	7	1	1	4
	Others	2	1	0	0
	Sub Total	10	2	2	4
37	IMPERSONATION (Sec.170, 171 IPC)				
	Attempt to Commit	0	0	0	0
	Non-Uniformed Authority	1	0	0	1
	Uniformed Authority	0	0	0	0
	Sub Total	1	0	0	1
38	MISCHIEF (Sec.427 to 440 except 434, 435, 436, 438 IPC)	146	31	30	37
39	MOLESTATION (Sec.354 IPC)				
	Attempt to Commit	41	7	13	11
	Private Place	339	82	96	80
	Public Conveyance	3	1	1	0
	Public Place	633	124	172	188
	Other Places	988	187	249	258
	Sub Total	2004	401	531	537
40	POISONING-PROFESSIONAL (Sec. 328 IPC)				
	Attempt to Commit	1	2	0	0
	Fatal	1	0	0	1
	Non Fatal	0	0	0	0
	Sub Total	2	2	0	1
41	PORNOGRAPHY (Sec.292 to 294 IPC)				
	Advertisement	0	0	0	0
	Audio Tape	0	0	0	0
	Book	0	0	0	0
	Computer Software	0	0	0	0
	Figures	0	0	0	0
	Film (Blue)	0	0	0	0
	Painting	0	0	0	0
	Pamphlet	0	0	0	0
	Paper	0	0	0	0
	Photography	0	0	0	0
	Poster	0	0	0	0
	Video Film(Blue)	0	0	0	0
	Others	0	1	0	0
	Sub Total	0	1	0	0
42	PUBLIC JUSTICE (Sec.213 to 215 IPC)	2	1	0	0
43	PUBLIC NUISANCE (Sec.291 and 510 IPC)	17	5	2	7

Sl. No.	Heads of Crime	During the current year upto the end of month under review	During the corresponding month of previous year	During the previous month	During the current month
44	PUBLIC SAFETY (Sec.269 to 271, 277, 283, 289 IPC)	1081	1111	300	190
45	OFFENCES AGAINST PUBLIC SERVANTS (Public servant is a victim) (Sec 182-188, 332, 333, 353 IPC)				
	Attempt to Commit	6	2	0	1
	Defence Personnel	0	1	0	0
	Jail Personnel	2	0	0	1
	Judicial Official	2	2	0	0
	Minister	0	0	0	0
	MLA	0	0	0	0
	MP	0	0	0	0
	Nationalised Bank Personnel	0	0	0	0
	Other Elected Member	2	0	0	0
	Other Enforcement Official	2	1	1	0
	Other Govt. Official	138	86	42	30
	Para Military Personnel	0	1	0	0
	Police Personnel	139	42	32	33
	Public Sector Undertaking Official	33	43	10	8
	Sub Total	324	178	85	73
46	OFFENCES BY PUBLIC SERVANTS (EXCEPT CORRUPTION) (Public servant is accused) (Sec.128, 139, 167, 218, 221, 222 IPC)				
	Defence Personnel	0	0	0	0
	Jail Personnel	0	0	0	0
	Judicial Official	0	0	0	0
	Minister	0	0	0	0
	MLA	0	0	0	0
	MP	0	0	0	0
	Nationalised Bank Personnel	0	0	0	0
	Other Elected Member	0	0	0	0
	Other Enforcement Official	0	0	0	0
	Other Govt. Official	2	1	1	0
	Para Military Personnel	0	0	0	0
	Police Personnel	2	0	0	0
	Public Sector Undertaking Official	0	1	0	0
	Others	3	0	1	0
	Sub Total	7	2	2	0
47	NEGLIGENT ACT (Sec.280 to 289, 336 to 338 except 283 IPC)				
	Death Causeed By Electric Shock	17	2	5	7
	Animal -Related	9	0	2	3
	Boat/Vessel - Related	1	0	0	1
	Explosive/Explosive Substances - Related	7	0	1	1
	Inflammable Substance- Related	4	0	1	0
	Machinery - Related	54	6	23	10
	Poisonous Substance - Related	3	1	1	1
	Other - Related	243	67	66	50
	Human - Related	112	11	36	19
	Sub Total	450	87	135	92
48	RECEIVING OF STOLEN PROPERTY (Sec.411 to 414 IPC)	1	0	0	0
49	SEDITION (Sec. 124A IPC)				
	Attempt to Commit	0	0	0	0
	By Foreigner	0	0	0	0
	By National	0	0	0	0
	By National And Foreigner	0	0	0	0
	Sub Total	0	0	0	0

Sl. No.	Heads of Crime	During the current year upto the end of month under review	During the corresponding month of previous year	During the previous month	During the current month
50	INSULTING MODESTY OF WOMEN (EVE TEASING) (Sec.509 IPC)				
	Attempt to Commit	0	1	0	0
	Office	2	0	2	0
	Public Conveyance	0	0	0	0
	Public Place	11	1	2	2
	Other Places	13	2	3	1
	Sub Total	26	4	7	3
51	SUICIDE (Sec.305, 306, 309 IPC)				
	Dowry	4	1	0	0
	Abetment of Suicide	108	24	28	23
	Other Reasons	107	31	34	25
	Attempt to Commit suicide	39	7	8	12
	Sub Total	258	63	70	60
52	UNNATURAL SEX (Sec.377 IPC)				
	Abetment	0	0	0	0
	Animal	2	0	0	1
	Attempt	0	0	0	0
	Major - Man	1	0	0	1
	Major - Woman	1	0	1	0
	Minor - Boy	0	0	0	0
	Minor - Girl	0	0	0	0
	Sub Total	4	0	1	2
53	WRONGFUL RESTRAINT/CONFINEMENT (Sec.341 to 348 IPC)				
	Attempt to Commit	8	1	0	1
	To Extort Confession	0	0	0	0
	To Extort Property	7	0	0	2
	To settle Dispute	5	0	5	0
	Others	115	26	27	29
	Sub Total	135	27	32	32
54	INFANTICIDE (Sec.315, 316 IPC)				
	Male	0	0	0	0
	Female	0	0	0	0
	Sub Total	0	0	0	0
55	OFFENCES RELATED TO MARRIAGE (Sec.493 to 498 IPC)	15	2	3	5
56	BUYING & SELLING MINOR FOR PROSTITUTION (Sec.372, 373 IPC)	0	0	0	0
57	DOCUMENTS & PROPERTY MARKS (Sec.483 to 489 IPC)				
	Documents	0	0	0	0
	Property	1	0	0	0
	Sub Total	1	0	0	0
58	DEFAMATION (Sec.500 to 502 IPC)				
	Persons	2	0	0	1
	Printed Matter	1	0	0	0
	Others	2	0	0	1
	Sub Total	5	0	0	2
59	ELECTION (Sec.171(E) to 171(1) IPC)				
	Assembly	0	19	0	0
	Parliament	0	0	0	0
	Other Elected Bodies	0	8	0	0
	Sub Total	0	27	0	0
60	SLAVERY (Sec.370, 371, 374 IPC)				
	Man	0	0	0	0
	Woman	5	0	2	1
	Boy	0	0	0	0
	Girl	0	0	0	0
	Sub Total	5	0	2	1

Sl. No.	Heads of Crime	During the current year upto the end of month under review	During the corresponding month of previous year	During the previous month	During the current month
61	Attempting to commit offences (Sec.511 IPC)				
	Attempting to commit offences	74	11	27	19
	Sub Total	74	11	27	19
62	ILLEGAL DETENTION (Sec.342 IPC)	0	0	0	0
63	FALSE EVIDENCE (Sec.191 to 205 IPC)	8	1	2	5
64	EXPOSURE AND ABANDONMENT OF CHILD (Sec.317 IPC)				
	Boy	11	2	2	5
	Girl	13	1	3	3
	Sub Total	24	3	5	8
65	OF ABETMENT (Sec.107 to 120 IPC)	3	1	1	0
66	FAILURE TO APPEAR TO COURT (Sec.174, 229A IPC)				
	174 A	8	0	1	1
	229 A	83	8	27	32
	Sub Total	91	8	28	33
67	Concealment of birth by secret disposal of Child				
	Girl	7	1	3	1
	Boy	9	0	1	2
	Sub Total	16	1	4	3
68	ASSAULT OR USE OF CRIMINAL FORCE TO DISROBE WOMEN	4	0	0	2
69	Disobedience to Order Promulgated by Public/Servant				
	By Private Institution	18	40	5	3
	By Govt. Institution	21	112	5	4
	By Others	2	4	0	0
	Sub Total	41	156	10	7
	Total Cognizable Crime Under IPC	42149	9840	11120	10770
	B - SPECIAL & LOCAL LAWS				
1	ANTIQUES (CULTURAL PROPERTY)				
	Antiques & Art Treasures Act 1972	0	0	0	0
	Ancient Monument & Archaeological Sites And Remains Act 1958	2	1	1	0
	Sub Total	2	1	1	0
2	ARMS ACT 1959				
	Country Made - Non Prohibited Bore - In Disturbed Area	3	2	1	1
	Country Made - Non Prohibited Bore - In Other Area	25	5	11	6
	Country Made - Prohibited Bore - In Disturbed Area	3	0	2	0
	Country Made - Prohibited Bore - In Other Area	26	5	4	7
	Factory Made - Non Prohibited Bore - In Disturbed Area	0	0	0	0
	Factory Made - Non Prohibited Bore - In Other Area	10	4	2	4
	Factory Made - Prohibited Bore - In Disturbed Area	2	0	0	0
	Factory Made - Prohibited Bore - In Other Area	2	2	0	1
	Sub Total	71	18	20	19
3	ANIMAL				
	The Karnataka Prevention of Slaughter and Preservation of Cattle Ordinance 2020	65	0	26	21
	Wild Life Preservation Act 1972	1	0	1	0
	Wild Life Protection Act 1972	0	0	0	0
	Prevention of Cruelty to Animals Act 1960	78	16	15	16
	Elephant (Preservation) Act 1879	0	0	0	0
	Cattle Trespass Act 1871	3	1	0	1
	Sub Total	147	17	42	38

Sl. No.	Heads of Crime	During the current year upto the end of month under review	During the corresponding month of previous year	During the previous month	During the current month
4	CINEMATOGRAPHY ACT 1952				
	Films	0	0	0	0
	Video	0	0	0	0
	Sub Total	0	0	0	0
5	CONSUMER				
	Liquified Petroleum Gas Supply & Control Order 2000	12	2	3	5
	Consumer (Protection) Act 1986	3	0	2	0
	Essential Commodities Act 1955	235	21	68	45
	Prevention of Food Adulteration Act 1954	8	0	3	2
	Packaged Commodities (Regulation) order 1975	1	0	1	0
	Sub Total	259	23	77	52
6	COPY RIGHT ACT 1957				
	By Company	37	6	12	9
	By Individual	27	3	8	5
	Sub Total	64	9	20	14
7	CIVIL RIGHTS				
	Protection of Civil Rights Act 1955	1	0	0	0
	Sub Total	1	0	0	0
8	SCHEDULED CASTE AND THE SCHEDULED TRIBES				
	Scheduled Caste	507	78	121	119
	Scheduled Tribes	109	22	33	27
	Scheduled Caste Women	164	26	53	38
	Scheduled Tribes Women	51	2	15	11
	Sub Total	831	128	222	195
9	CHILDREN ACT				
	Child Labour (Prohibition & Regulation) Act 1986	33	1	8	9
	The Prohibition of Child Marriage Act - 2006	80	13	18	15
	Juvenile Justice Act 1986	23	10	5	3
	Probation of offenders Act 1958	2	0	0	0
	Protection of Children from Sexual Offences Act 2012 (POCSO)	0	0	0	0
	Sub Total	138	24	31	27
10	PREVENTION OF CORRUPTION ACT 1988				
	Public Servant - Elected	0	0	0	0
	Public Servant - Gazetted - Central	0	0	0	0
	Public Servant - Gazetted - Defence	0	0	0	0
	Public Servant - Gazetted - Public Sector Undertaking	0	0	0	0
	Public Servant - Gazetted - State	0	0	0	0
	Public Servant - Non-Gazetted - Central	0	0	0	0
	Public Servant - Non-Gazetted - Defence	0	0	0	0
	Public Servant - Non-Gazetted - State	0	0	0	0
	Sub Total	0	0	0	0
11	CUSTOMS				
	Customs Act 1962	0	0	0	0
	Import/Export (Control) Act 1947	0	0	0	0
	Sub Total	0	0	0	0
12	Explosives				
	Explosives Substances Act 1908	7	5	0	2
	Explosives Act 1884	4	7	1	0
	Inflammable Substance Act 1952	1	0	0	0
	Sub Total	12	12	1	2
13	FOREIGN EXCHANGE				
	Smugglers and Foreign Exchange Manipulator Act 1976	0	0	0	0
	Foreign Exchange Regulation Act 1973	0	0	0	0
	Foreign Exchange Regulation Act 1952	0	0	0	0
	Sub Total	0	0	0	0
14	FOREIGNER				
	Foreigners Act 1946	12	1	3	0

Sl. No.	Heads of Crime	During the current year upto the end of month under review	During the corresponding month of previous year	During the previous month	During the current month
	Registration of Foreigners Act 1939	0	0	0	0
	Sub Total	12	1	3	0
15	FOREST				
	Indian Forest Act 1927	4	0	0	0
	Forest (Conservation) Act 1980	3	1	0	0
	Sub Total	7	1	0	0
16	HIJACKING				
	Foreign Aircraft - In India	0	0	0	0
	Foreign Aircraft - Outside India	0	0	0	0
	Indian Aircraft - In India	0	0	0	0
	Indian Aircraft - Outside India	0	0	0	0
	Sub Total	0	0	0	0
17	IMMORAL TRAFFIC				
	Organised	54	8	20	7
	Un-Organised	43	11	8	8
	Sub Total	97	19	28	15
18	BONDED LABOUR SYSTEM	5	0	0	2
19	INDIAN MOTOR VEHICLE	5	0	2	0
20	NARCOTIC DRUGS & PSYCHOTROPIC SUBSTANCES ACT				
	Cultivated/Processed	1034	136	281	166
	Synthetic	700	94	174	146
	Sub Total	1734	230	455	312
21	PASSPORT ACT				
	Foreigner	3	0	1	2
	Indian	10	3	2	3
	Sub Total	13	3	3	5
22	REPRESENTATIVE OF PEOPLE ACT 1951 & 1988				
	Assembly	0	6	0	0
	Parliament	0	3	0	0
	Other Elected Bodies	1	3	0	0
	Sub Total	1	12	0	0
23	KARNATAKA POLICE ACT 1963				
	Gambling - Matka (78 Class C)	1840	504	592	431
	Street Gambling (87)	2196	979	498	781
	House Gambling (79 & 80)	62	22	16	11
	Betting	327	136	33	272
	Others	142	29	37	36
	Sub Total	4567	1670	1176	1531
24	PREVENTION OF DAMAGE TO PUBLIC PROPERTY ACT 1984	74	96	23	18
25	POST & TELEGRAPH, TELEGRAPH WIRES (UNLAWFUL POSSESSION) ACT 1980	2	0	0	0
26	OFFICIAL SECURITY RELATED ACTS				
	Official Secrets Act 1923	0	0	0	0
	Essential Services Maintenance Act 1981	0	30	0	0
	Sub Total	0	30	0	0
27	PREVENTION OF TERRORISM ACT (POTA)	0	0	0	0
28	RAILWAYS ACT				
	Indian Railways Act 1989	3	2	1	0
	Railway Property (Unlawful Possession) Act 1966	0	0	0	0
	Sub Total	3	2	1	0
29	UNLAWFUL ACTIVITIES (Prevention) Act 1967	0	0	0	0
30	CRIMES RELATED TO WOMEN				
	Dowry Prohibition	676	140	177	170
	Commission of SATI (Prevention) Act 1987	0	0	0	0
	Indecent Representation of Women (Prohibition) Act 1986	1	0	0	0
	Sub Total	677	140	177	170
31	INDIAN LUNACY ACT	0	0	0	0

Sl. No.	Heads of Crime	During the current year upto the end of month under review	During the corresponding month of previous year	During the previous month	During the current month
32	INDIAN ELECTRICITY ACT	6	2	0	2
33	COTPA, CIGARETTES AND OTHER TOBACCO PRODUCTS	51	18	14	11
34	KARNATAKA STATE LOCAL ACTS				
	Disaster Management Act 2005	33	113	1	0
	Motor Spirit and High Speed Diesel (Regulation of supply, Distribution and Prevention of Malpractice	1	0	1	0
	Karnataka Epidemic Diseases Act 2020	61	458	1	0
	The Karnataka Prevention of Dangerous Activities of Bootleggers, Drug-offenders, Gamblers, Goonda Act	1	0	0	0
	Banning of Unregulated Deposit Schemes Act	0	0	0	0
	Karnataka Cow Slaughters Act	110	35	32	26
	Karnataka Prevention of Slaughter and Preservation of Cattle Act 2020	57	1	6	17
	Karnataka Excise Act 1965	2779	639	832	602
	Karnataka Forest Act 1963	19	4	5	5
	Karnataka Education Act 1983 As Amended Upto Date	3	1	1	1
	Karnataka Kerosene Restriction Unuse Act 1956	0	1	0	0
	Karnataka University Act	0	0	0	0
	Karnataka Corruption Act	1	0	0	1
	Karnataka Medical Registration Act 1965	1	2	0	0
	Karnataka Land & Revenue Acdt 1964 & 2007	21	7	3	3
	Karnataka Kerosene Dealers License Order 1969	0	0	0	0
	Karnataka Society Registration Act	1	0	1	0
	Karnataka Minor Mineral Consistent Rule 1994	27	10	7	10
	Bangalore Development Authority Act	0	1	0	0
	Karnataka Prohibition of Beggary Act 1975	1	1	1	0
	Karnataka Municipalities Act 1964	0	0	0	0
	Karnataka Irrigation Act 1963	3	0	3	0
	Karnataka Fire Force act 1964	2	0	0	2
	Karnataka Consumer Protection Act 1986	2	0	1	1
	Karnataka Lottery Act	18	2	2	7
	Karnataka Weight & Measurement Act	0	0	0	0
	Karnataka Agriculture Marketing Regulation Act	0	0	0	0
	Karnataka Revenue Act	0	0	0	0
	Karnataka Mining Act	1	1	0	0
	Karnataka Betting Tax Act	0	0	0	0
	Karnataka Panchayat Raj Act	0	0	0	0
	Karnataka Open Place Disfigurement Act 1951	21	4	7	7
	Karnataka Right To Information Act 2000 & 2008	0	0	0	0
	Karnataka Urban Development Act 1987	0	0	0	0
	Karnataka Town & City Planning Act 1961	0	0	0	0
	Karnataka Race Betting Act	0	0	0	0
	Karnataka Devadasi's (Prohibition Of Dedication) Act 1982	0	0	0	0
	Cooperative Society Act	0	0	0	0
	Karnataka Entertainment Tax Act 1958	1	0	0	0
	Karnataka Land Acquisition (Prohibition) Act 2007	0	1	0	0
	Karnataka Money Lender Act 1961	4	1	2	1
	Karnataka Stamp Act 1957	0	0	0	0
	Karnataka Prisoners Act 1963 & 1974	2	0	2	0
	Karnataka Private Medical Institution Act 2007	1	1	0	0
	MMRD (Mines & Minerals Regulation Development) Act 1957	71	33	22	11
	Karnataka Treasure Trove Act 1962	1	0	0	0
	Karnataka Prohibition of Charging Exorbitant Interest Act 2004	10	1	0	4
	Karnataka Ayurvedic And Unani Pract. Regis. & Medical Prac. Misc. Prov. Act	0	0	0	0
	Other Local Acts	57	106	17	12
	Sub Total	3310	1423	947	710

Sl. No.	Heads of Crime	During the current year upto the end of month under review	During the corresponding month of previous year	During the previous month	During the current month
35	CYBER CRIME				
	Information Technology Act 2000, 2009	3766	412	1045	997
	Sub Total	3766	412	1045	997
36	NATIONAL SECURITY ACT	0	0	0	0
37	POCSO				
	Custodial Rape	1	0	0	1
	Gang Rape	6	0	0	3
	Rape with Murder	1	0	0	0
	Rape	649	173	175	145
	Others	276	46	73	62
	Sub Total	933	219	248	211
	Total (Item 1 to 36)	16788	4510	4536	4331
C. CRIMES AGAINST WOMEN					
1	Rape (Sec. 376 IPC)				
	1.1 Custodial Rape	0	0	0	0
	1.2 Gang Rape	4	0	3	0
	1.3 other Cases of Rape	188	48	56	53
	Sub Total	192	48	59	53
2	Outraging modesty (Molestation) (sec.354 IPC)	2004	401	531	537
3	Kidnapping & Abduction of Women: (Sec.366 IPC)		14	14	12
4	Insulting modesty (Eve-Teasing) (Sec.294 & 509 IPC if victim is a woman)	26	4	7	3
5	Murder for Dowry - by burning (Sec.302 IPC)	0	0	0	0
6	Murder for Dowry - by other means (Sec.302 IPC)	4	1	1	2
7	Murder for other reasons	147	36	42	35
8	Attempt to Commit Murder for dowry by burning (Sec.307 IPC)	1	0	0	0
9	Attempt to Commit Murder for dowry by other means (Sec.307 IPC)	9	3	4	0
10	Attempt to Commit murder for other reasons	285	68	78	71
11	Dowry Death-by burning (Sec.304-B IPC)	0	0	0	0
12	Dowry Death-by other Means (Sec.304(B) IPC)	46	9	10	9
13	Cruelty by Husband or Relatives of Husband (Sec.498-A IPC)	995	179	297	274
14	Abetment of Suicide (Sec.306 IPC)	51	14	10	9
15	Immoral Traffic (prevention) Act.	97	19	28	15
16	Indecent Representation of Women(Prohibition) Act-1986	1	0	0	0
17	Pornography	0	0	0	0
18	Offences against Public Servants (Sec.182-188-333-353 IPC)	37	14	11	8
19	Offences related to Marriage	11	1	2	5
20	Cyber Crimes	1046	92	258	316
	Total (Item 1 to 20)	4952	903	1352	1349

Sl. No.	Heads of Crime	During the current year upto the end of month under review	During the corresponding month of previous year	During the previous month	During the current month
<u>D.CRIME AGAINST CHILDREN</u>					
1	Infanticide/ Foeticide (Sec. 315 & 316 IPC)	0	0	0	0
2	Rape on Minor	0	0	0	0
3	Exposure & abandonment (Sec. 317 IPC)	24	3	5	8
4	Kidnapping & Abduction of Children	1107	187	301	312
4.1	For Ransom - of Children	3	1	0	2
4.2	of Children - for begging	0	0	0	0
4.3	of Girls - Immoral Purpose	0	0	0	0
4.4	With intent to Steal from Child	0	0	0	0
4.5	Lawful Guardianship	1	0	0	0
4.6	Procuration of Minor Girls - For Prostitution	0	0	0	0
4.7	Procuration of Minor Girls - Importing of Girl	1	0	0	1
4.8	Procuration of Minor Girls - For Other Purposes	5	1	1	2
	Sub Total	1117	189	302	317
5	Selling of girls for Prostitution (Sec.372 IPC)	0	0	0	0
6	The Prohibition of Child Marriage Act - 2006	80	13	18	15
7	POCSO Act	933	219	248	211
8	Death of Children due to miscarriage	5	0	1	0
9	Juvenile Justice Act	23	10	5	3
10	Child Labour (Pro.& Reg.) Act	33	1	8	9
11	Probation of Offenders Act	2	0	0	0
	Total (Item 1 to 11)	2217	435	587	563

Sl. No.	Heads of Crime	During the current year upto the end of month under review	During the corresponding month of previous year	During the previous month	During the current month
<u>E. CRIME AGAINST SCHEDULED CASTES / TRIBES BY NON SCs/STs</u>					
1	Murder	27	9	4	5
2	Rape	77	25	17	15
3	Kidnapping	12	3	2	5
4	Offences under the Protection of Civil Rights Act.	1	0	0	0
5	Offences under the SC & ST (prevention of Atrocities) Act 1989 (if the victim is SC)	714	91	199	170
	Total (Item 1 to 5)	831	128	222	195

G. MOTOR VEHICLE ACCIDENTS (DURING APRIL 2022)

<i>Sl.No.</i>	<i>Location of Accidents</i>	<i>No. of Cases</i>			<i>No. of Persons</i>		
		<i>Fatal</i>	<i>Non-Fatal</i>	<i>Total</i>	<i>Killed</i>	<i>Injured</i>	<i>Total</i>
1	National Highways	303	821	1124	347	1386	1733
2	State Highways	258	574	832	280	1028	1308
3	Other Roads	317	1042	1359	329	1710	2039
	TOTAL	878	2437	3315	956	4124	5080

1. 878 Fatal cases have been reported in April 2022, on an average 29 fatal cases reported per day.
2. 2437 Non Fatal cases have been reported in April 2022, on an average 81 non fatal cases reported per day
3. Out of 878 fatal cases reported 303 of the cases are on National Highways.
4. Out of 2437 non fatal cases reported 821 of the cases are on National Highways.
5. Out of 956 persons killed in road accidents 347 persons killed in National highways, i.e., 36% persons killed in National highways
6. Out of 4124 persons injured in road accidents 1386 persons injured in National highways, i.e., 34% Persons injured in National highways

KARNATAKA SAKALA SERVICES ACT, 2011 AND (AMENDMENT) ACT, 2014

Unitwise - Month wise Report on Receipts & Disposals - April - 2022

Police Department has implemented 24 SAKALA Services through PoliceIT Application. The district wise details of received, disposed and overdue status of services for April 2022 as on 30.04.2022 are as under.

SI No	District	No. of SAKALA Receipts during the Month	No. of SAKALA Disposals during the Month	No. of Pendency After due date as on 30.04.2022
1	Bengaluru City	18230	19089	2
2	Belagavi City	1330	1186	65
3	Hubli-Dharwad City	1378	1387	40
4	Mysore City	2424	2468	3
5	Mangalore City	2651	2910	6
6	Bagalkot	1125	1151	0
7	Ballari	1110	1045	0
8	Belagavi	2313	2174	45
9	Bengaluru Rural	3785	3860	137
10	Bidar	1039	1065	12
11	Chamarajanagar	1241	1194	3
12	Chikkaballapura	1451	1536	5
13	Chikkamagaluru	2053	2009	3
14	Chitradurga	1884	1670	7
15	Dakshina Kannada	1115	1169	5
16	Davanagere	1862	1818	3
17	Dharwad	609	524	44
18	Gadag	582	542	6
19	Hassan	2229	2183	0
20	Haveri	1169	1120	12
21	Kalaburagi	735	730	31
22	Kodagu	877	897	0
23	Kolar	1552	1448	3
24	KGF	632	663	38
25	Koppal	726	709	3
26	Mandya	2585	2380	5
27	Mysuru	3719	3091	44
28	Raichur	754	729	15
29	Ramanagara	2153	2103	16
30	Shivamogga	2426	2435	1
31	Tumakuru	2672	2678	2
32	Udupi	1811	1785	0
33	Uttara Kannada	2221	2196	2
34	VijayaNagara	770	820	9
35	Vijayapura	1399	1395	4
36	Yadgir	393	413	12
	Total	75005	74572	583

KARNATAKA SAKALA SERVICES ACT, 2011 AND (AMENDMENT) ACT, 2014**Unitwise - Month wise Report on Receipts & Disposals - April - 2022**

Police Department has implemented 24 SAKALA Services through PoliceIT Application. The Service wise details of received, disposed and overdue status of services for April 2022 as on 30.04.2022 are as under

Sl. No	Service Name	Stipulated Time	No. of Receipts During the Month	No. of Disposal During the Month
1	Arms License Issue and Renewal Verification	30	29	6
2	Certification of Finger Print	20	3	2
3	Disposal of Petitions	45	23941	23708
4	Issue of copy of FIR to the complaintant	1	16175	16168
5	License for Amplified Sound System	3	1295	1197
6	License for Amusement	15	0	0
7	Missing Report of documents, Mobile phone etc	1	9170	9170
8	No objection to return to India permission in respect of Tibetans	20	0	0
9	No obligation to return to India (NORI) Certificate	20	0	0
10	NOC for Crackers License	7	0	0
11	NoC for Passport Verification	20	446	423
12	NOC for petrol pump,gas agency,hotel,bar etc.	7	0	0
13	NOC for Residencial Permit Extension	7	0	0
14	NOC required for setting up of Petroleum, Diesel and Naphtha, Sale, Transport	21	0	0
15	Permission for Peaceful Assembly and procession	15	0	0
16	Police Clearance Certificate for going abroad (Visa for studies)/ Police Clearance Certificate for Foreign Nationals	20	263	259
17	Police verification Certificate for Coolies/Loader/Class IV Security Staff/ Supervisor at Airport (Individual applicants only)	20	4491	4592
18	Police Verification Certificate for domestic servants/house keeping	20	65	87
19	Police Verification Certificate for Institutions/ Companies	20	74	102
20	Police verification Certificate for Marriage Alliances	20	28	29
21	Police verification Certificate for Training Apprenticeship at Public Undertakings /for trainees/ Workers working on daily wages at Govt. Institutions	20	1898	1846
22	PVC for Central /State Govt. employees if request is received directly by the employee	20	262	260
23	Service Verification	20	16865	16723
24	Temporary Licence for Sale of Crackers	7	0	0
	Total		75005	74572

Comparitive Crime Statement 17 for the Years 2020, 2021, and 2022

KARNATAKA STATE	2020														2021														2022 As on 30/04/2022													
Head Name	Rep	Fal	Tr	Tru	NI	Con	Dis/ ACQ	Com	PT	UI	Un	OD	AB	Rep	Fal	Tr	Tru	NI	Con	Dis/ ACQ	Com	PT	UI	Un	OD	AB	Rep	Fal	Tr	Tru	NI	Con	Dis/ ACQ	Com	PT	UI	Un	OD	AB			
PART-I (IPC Cases)																																										
Murder	1321	52	27	1242	0	7	22	3	1073	59	37	0	41	1357	31	27	1299	0	1	5	0	1046	214	8	1	24	477	1	9	467	0	0	0	0	91	376	0	0	0			
Attempt to murder	2374	100	9	2265	0	6	59	12	2038	106	27	4	13	2504	110	9	2385	0	2	9	1	1612	731	18	4	8	1049	7	0	1042	0	0	0	0	103	939	0	0	0			
C.H.Not Amounting to murder	72	7	1	64	0	0	1	0	57	5	0	0	1	82	4	0	78	0	0	1	0	46	30	0	0	1	24	0	0	24	0	0	0	0	6	18	0	0	0			
Dacoity	189	16	2	171	0	0	3	0	143	19	6	0	0	182	10	3	169	0	0	0	0	110	57	2	0	0	73	1	1	71	0	0	0	0	6	65	0	0	0			
Preparation And Assembly For Dacoity	334	1	0	333	0	0	1	0	318	13	0	1	0	389	0	0	389	0	1	1	0	352	34	1	0	0	92	0	0	92	0	0	0	0	32	60	0	0	0			
Robbery	860	23	13	824	0	1	2	1	671	46	100	1	2	989	21	22	946	0	1	3	0	572	321	49	0	0	309	3	1	305	0	0	0	0	33	272	0	0	0			
Chain Snatching	524	2	2	520	1	0	2	1	349	39	128	0	1	661	8	5	648	0	0	3	0	364	246	35	0	0	195	0	1	194	0	0	0	0	11	183	0	0	0			
H.B.T by day	668	17	1	650	0	7	8	1	322	43	268	1	0	803	20	2	781	0	1	1	1	266	347	165	0	0	337	2	0	335	0	0	0	0	20	314	0	1	0			
H.B.T by night	3523	33	7	3483	0	22	18	6	1467	251	1714	3	2	4019	22	4	3993	0	15	5	2	1105	1773	1091	1	1	1311	1	0	1310	0	0	0	0	64	1238	8	0	0			
House theft	903	38	3	862	0	3	3	8	314	31	503	0	0	913	39	1	873	0	2	4	4	300	253	308	2	0	360	2	0	358	0	0	0	0	20	333	5	0	0			
Ordinary Theft	12677	282	207	12188	1	275	142	1235	3330	363	6766	69	8	15914	292	194	15428	0	178	98	908	3821	4212	6130	74	7	6113	28	60	6025	0	6	1	41	387	5427	157	6	0			
Cattle thefts	419	7	1	411	0	11	5	36	181	17	158	3	0	415	3	3	409	0	0	1	12	135	160	101	0	0	178	0	0	178	0	0	1	0	11	163	3	0	0			
Receiving stolen Property	1	1	0	0	0	0	0	0	0	0	0	0	0	1	0	0	1	0	0	0	0	0	1	0	0	0	1	0	0	1	0	0	0	0	0	1	0	0	0			
Cheating	4350	1262	120	2968	0	5	7	58	1416	1048	375	50	9	5421	939	176	4306	1	5	1	33	990	3031	213	28	5	1975	47	31	1897	0	2	0	0	24	1868	1	1	1			
Cr.Br.Trust	385	104	4	277	0	2	1	6	114	139	12	3	0	480	68	10	402	0	0	0	2	68	321	6	5	0	168	1	0	167	0	0	0	0	1	166	0	0	0			
C.C.Notes	21	0	0	21	0	0	1	0	17	0	3	0	0	33	0	0	33	0	0	0	0	14	9	10	0	0	5	0	0	5	0	0	0	0	0	5	0	0	0			
Sub Total - PART-I	28621	1945	397	26279	2	339	275	1367	11810	2179	10097	135	77	34163	1567	456	32140	1	206	132	963	10801	11740	8137	115	46	12667	93	103	12471	0	8	2	41	809	11428	174	8	1			
PART-II (IPC Cases)																																										
304(A),IPC	9523	74	20	9429	0	227	186	6	6970	178	847	9	1006	9841	64	18	9759	0	112	73	5	6612	1774	468	6	709	3777	1	4	3772	0	2	0	0	525	3201	3	0	41			
279,337,338 IPC	25013	160	19	24834	0	12909	112	215	9984	584	922	34	74	25217	147	17	25053	0	9255	97	132	12151	2811	566	11	30	9720	11	3	9706	0	501	1	1	1919	7276	6	0	2			
Rioting	4358	314	10	4034	0	15	205	61	3573	145	27	6	2	3976	243	4	3729	0	3	67	26	2598	1020	13	2	0	1462	8	3	1451	0	0	0	0	146	1305	0	0	0			
Hurts	13627	546	14	13067	2	47	816	379	11401	172	204	18	30	13279	474	19	12787	1	41	267	192	10060	2093	116	10	8	5348	27	4	5317	0	2	2	22	969	4318	2	1	1			
Acid Attack (326(a))	3	0	0	3	0	0	0	0	2	1	0	0	0	2	1	0	1	0	0	0	0	0	0	1	0	0	6	0	0	6	0	0	0	0	0	6	0	0	0			
Kidnapping	2165	1807	28	331	4	0	4	1	152	138	29	5	2	2819	2097	34	688	1	0	3	0	150	525	10	0	0	1218	303	15	900	0	0	0	0	11	889	0	0	0			
304(B) IPC	175	9	4	162	0	0	3	0	154	5	0	0	0	157	3	0	154	0	0	0	0	142	12	0	0	0	46	1	0	45	0	0	0	0	11	34	0	0	0			
498 (A) IPC	2026	185	51	1790	2	2	101	13	1609	49	1	11	4	2301	149	57	2095	1	0	25	4	1524	535	0	3	4	995	5	14	976	0	0	1	0	111	864	0	0	0			
354 IPC Molestation	4544	356	22	4166	1	10	168	33	3820	90	36	4	5	4897	286	26	4586	0	5	50	20	3338	1157	8	6	2	2004	21	4	1979	0	0	0	0	238	1740	0	1	0			
Rape	479	21	30	428	0	1	16	0	391	16	3	1	0	559	17	28	514	0	0	2	0	420	89	1	2	0	192	0	5	187	0	0	0	0	37	150	0	0	0			
353 IPC	1104	45	1	1058	0	12	13	0	952	55	20	1	5	1112	31	4	1077	0	5	3	0	761	287	18	2	1	324	1	0	323	0	0	0	0	42	281	0	0	0			
Other IPC	13304	1071	79	12154	0	3539	148	283	6750	724	598	79	33	15743	712	48	14983	0	4013	73	167	7673	2717	294	27	19	4397	43	15	4339	0	624	3	16	755	2934	4	1	2			
Sub Total - PART-II	76321	4588	278	71456	9	16762	1772	991	45758	2157	2687	168	1161	79903	4224	255	75426	3	13434	660	546	45429	13020	1495	69	773	29489	421	67	29001	0	1129	7	39	4764	22998	15	3	46			

Comparitive Crime Statement 17 for the Years 2020, 2021, and 2022

KARNATAKA STATE Head Name	2020														2021														2022 As on 30/04/2022													
	Rep	Fal	Tr	Tru	NI	Con	Dis/ACQ	Com	PT	UI	Un	OD	AB	Rep	Fal	Tr	Tru	NI	Con	Dis/ACQ	Com	PT	UI	Un	OD	AB	Rep	Fal	Tr	Tru	NI	Con	Dis/ACQ	Com	PT	UI	Un	OD	AB			
PART-III (SLL Cases)																																										
Arms Act	162	5	0	157	0	0	1	0	125	22	9	0	0	369	3	1	365	0	1	2	0	256	104	2	0	0	71	0	0	71	0	0	0	0	17	54	0	0	0			
Cow Slaughter	583	2	0	581	0	238	7	2	312	12	10	0	0	547	2	1	544	0	9	2	0	375	148	9	0	1	110	0	0	110	0	0	0	0	13	97	0	0	0			
Animal Sacrifice Act	257	11	0	246	0	51	3	0	169	11	12	0	0	301	7	3	291	0	9	1	1	192	74	12	1	1	147	3	0	144	0	0	0	0	16	128	0	0	0			
P.I.T Act	196	0	1	195	0	1	0	0	187	5	2	0	0	232	2	0	230	0	0	1	0	182	47	0	0	0	97	0	0	97	0	0	0	0	26	71	0	0	0			
POCSO	2161	25	59	2077	0	20	275	2	1730	31	6	3	10	2828	22	86	2720	0	8	120	0	2398	187	2	0	5	934	4	20	910	0	0	0	0	316	593	0	0	1			
K.P Act	332	2	1	329	0	107	3	2	208	6	0	3	0	336	4	0	332	0	106	1	0	204	20	0	1	0	142	0	0	142	0	20	0	0	68	54	0	0	0			
E.C Act	472	14	3	455	0	1	2	0	403	43	5	1	0	471	14	2	455	0	0	0	0	257	198	0	0	0	235	1	0	234	0	0	0	0	15	219	0	0	0			
SC/ST/Act	1534	217	46	1271	2	0	55	2	1164	35	5	4	6	1751	214	44	1493	0	0	13	2	1263	211	3	1	0	831	11	56	764	0	0	0	0	160	604	0	0	0			
Explosive Act	102	2	0	100	0	8	0	1	53	29	8	1	0	184	18	1	165	0	5	1	0	59	88	10	1	1	12	0	0	12	0	0	0	0	0	12	0	0	0			
N.D.P.S Act	4066	6	3	4057	0	1052	15	18	2850	101	4	14	3	5789	3	0	5786	0	1094	24	30	3843	761	1	29	4	1734	0	1	1733	0	124	2	1	769	836	0	1	0			
TADA Act	0	0	0	0	0	0	0	0	0	0	0	0	0	0	0	0	0	0	0	0	0	0	0	0	0	0	0	0	0	0	0	0	0	0	0	0	0	0				
PCR Act	3	0	0	3	0	0	0	0	2	1	0	0	0	2	0	0	2	0	0	0	0	0	2	0	0	0	1	0	0	1	0	0	0	0	0	1	0	0	0			
R.P.Act	33	5	0	28	0	1	0	0	21	6	0	0	0	37	0	1	36	0	1	0	0	14	20	1	0	0	1	0	0	1	0	0	0	0	0	1	0	0	0			
Children Act	276	33	20	223	0	2	3	0	205	9	0	4	0	406	24	21	361	0	7	1	1	225	124	1	2	0	138	0	5	133	0	0	0	0	14	119	0	0	0			
Sati Act	0	0	0	0	0	0	0	0	0	0	0	0	0	0	0	0	0	0	0	0	0	0	0	0	0	0	0	0	0	0	0	0	0	0	0	0	0	0				
Cinema Autography Act	0	0	0	0	0	0	0	0	0	0	0	0	0	0	0	0	0	0	0	0	0	0	0	0	0	0	0	0	0	0	0	0	0	0	0	0	0	0				
Gambling Act	13712	0	1	13711	0	7260	67	69	5908	365	1	36	5	14081	2	2	14077	0	5620	60	58	7807	504	1	20	7	4425	0	0	4425	0	160	0	1	2047	2217	0	0	0			
Excise Act	7144	1	0	7143	0	2195	114	25	4515	244	9	13	28	7523	1	0	7522	0	2211	35	72	4648	531	5	14	6	2779	0	0	2779	0	254	0	4	1043	1478	0	0	0			
D.P Act	1537	128	71	1338	0	0	60	6	1205	48	1	16	2	1861	72	80	1709	0	0	9	4	1101	586	1	7	1	676	0	9	667	0	0	0	0	40	627	0	0	0			
Other Special and Local Laws	12693	250	98	12345	0	406	79	2766	1576	1390	6094	31	3	13023	111	29	12883	0	1383	28	1340	3058	4813	2211	48	2	4451	5	4	4442	0	25	1	25	156	4204	30	1	0			
Sub Total - PART-III	45263	701	303	44259	2	11342	684	2893	20633	2358	6166	126	57	49741	499	271	48971	0	10454	298	1508	25882	8418	2259	124	28	16784	24	95	16665	0	583	3	31	4700	11315	30	2	1			
PART-IV (Cr.PC)																																										
107 Cr.p.C	1	0	0	1	0	1	0	0	0	0	0	0	0	0	0	0	0	0	0	0	0	0	0	0	0	1	0	0	1	0	0	0	0	0	1	0	0	0				
109 Cr.p.c	2	0	0	2	0	2	0	0	0	0	0	0	0	2	0	0	2	0	1	0	0	1	0	0	0	1	0	0	1	0	1	0	0	0	0	0	0	0				
110 Cr.P.C	0	0	0	0	0	0	0	0	0	0	0	0	0	1	0	0	1	0	0	0	0	0	0	0	0	0	0	0	0	0	0	0	0	0	0	0	0	0				
145 CR.P.C	1	0	0	1	0	1	0	0	0	0	0	0	0	0	0	0	0	0	0	0	0	0	0	0	0	0	0	0	0	0	0	0	0	0	0	0	0	0				
151 CR.p.c	0	0	0	0	0	0	0	0	0	0	0	0	0	0	0	0	0	0	0	0	0	0	0	0	0	0	0	0	0	0	0	0	0	0	0	0	0	0				
41(1)(d) 102 Cr.P.C	103	9	18	76	0	5	3	3	47	3	2	13	0	84	3	16	65	0	2	0	4	34	9	0	16	0	25	0	4	21	0	0	0	0	1	20	0	0	0			
Other Cr.P.C	6	0	1	5	0	0	0	0	3	1	0	1	0	8	0	1	7	0	1	0	0	2	2	0	2	0	1	1	0	0	0	0	0	0	0	0	0	0	0			
Sub Total - PART-IV	113	9	19	85	0	9	3	3	50	4	2	14	0	95	3	17	75	0	4	0	4	37	11	0	18	0	28	1	4	23	0	1	0	0	1	21	0	0	0			
Grand Total	150318	7243	997	142079	13	28452	2734	5254	78251	6698	18952	443	1295	163902	6293	999	156612	4	24098	1090	3021	82149	33189	11891	326	847	58968	539	269	58160	0	1721	12	111	10274	45762	219	13	48			
PART-V (Missing Cases)																																										
Head Name	Rep	Fal	Tr	Tru	UI	Tra	Untra							Rep	Fal	Tr	Tru	UI	Tra	Untra							Rep	Fal	Tr	Tru	UI	Tra	Untra									
Missing Person	13246	165	30	13049	1153	11443	453							15159	173	15	14969	1693	13232	44							5660	29	6	5625	1757	3868	0									

Police IT Monthly Progress Report as on April - 2022

PoliceIT Pragathi - 01.01.2021 to 30.04.2022

Rank	Score	(5)		(3)		(2)		(5)		(5)		(5)		(5)		(5)		(5)		(5)		(5)		(40)		(100)		Total	Previous Month Rank		
	Name of the Unit/District	FIR		UDR		PAR		Property Seizure/PF		Crime Details/ Spot Mahazar		Arrest/ Surrender		Charge Sheet		Final Report B, C & UDR		Total MoB		Total History Sheet		Total Rowdy Sheet		Court Disposal		UI Cases (From 2011-2017)				Data Quality (Given by SCRB)	
		Actual	In PIT	Actual	In PIT	Actual	In PIT	Actual	In PIT	Actual	In PIT	Actual	In PIT	Actual	In PIT	Actual	In PIT	Actual	In PIT	Actual	In PIT	Actual	In PIT	Actual	In PIT	Actual	In PIT			in PIT	
1	2	3	5	6	8	9	11	12	14	15	17	18	20	21	23	24	26	27	29	30	32	33	35	36	38	39	41	42	43	44	
1	Koppal	4018	4018	552	552	786	786	2748	2748	4016	4016	4188	4188	2772	2772	619	619	2113	2113	33	33	913	913	409	409	69	69	39.997	99.997	1	
1	Kalaburgi Dist.	11304	11304	1471	1471	3074	3074	9502	9502	11838	11838	17305	17305	8808	8808	2053	2053	2213	2213	19	19	2200	2200	2205	2205	784	784	39.997	99.997	5	
1	Bidar	4990	4990	591	591	1046	1046	4104	4104	5199	5199	6244	6244	3452	3452	797	797	1765	1765	45	45	1312	1312	1234	1234	13	13	39.997	99.997	3	
2	Gadag	2514	2514	438	438	525	525	1640	1640	2908	2908	2753	2753	1540	1540	415	415	1311	1311	20	20	515	515	700	700	10	10	39.995	99.995	13	
3	Belagavi Dist.	8709	8709	1809	1809	1176	1176	6041	6041	9678	9678	10359	10359	5578	5578	2204	2204	3464	3464	38	38	834	834	3042	3042	46	46	39.985	99.985	10	
4	Kalaburagi City	3207	3207	262	262	330	330	1845	1845	3370	3370	3132	3132	1866	1866	458	458	2173	2173	40	40	1514	1514	601	601	48	48	39.980	99.980	7	
5	Bagalkot	4140	4140	696	696	840	840	3052	3052	4834	4834	3998	3998	2563	2563	797	797	233	233	9	9	30	30	1018	1018	17	17	39.963	99.963	11	
6	DCP SouthEast DIV, Bengaluru City	5478	5478	770	770	437	437	1750	1750	6005	6005	3595	3595	2329	2329	1564	1564	4715	4715	15	15	892	892	824	824	49	49	39.961	99.961	9	
7	Dharwad	3998	3998	1085	1085	880	880	3251	3251	5005	5005	5196	5196	2391	2391	945	945	849	849	10	10	480	480	917	917	5	5	39.959	99.959	16	
8	DCP NorthEast DIV, Bengaluru City	4756	4756	660	660	446	446	1628	1628	5328	5328	3701	3701	1600	1600	1433	1433	3243	3243	12	12	805	805	547	547	50	50	39.953	99.953	4	
9	Mangaluru City	4260	4260	924	924	930	930	2983	2983	4774	4774	3769	3769	2599	2599	859	859	2819	2819	14	14	2271	2271	1166	1166	31	31	39.949	99.949	8	
10	KGF	1408	1408	251	251	215	215	1077	1077	1331	1331	765	765	794	794	292	292	1937	1937	24	24	1033	1033	435	435	7	7	39.947	99.947	17	
11	Belagavi City	2705	2705	509	509	291	291	1253	1253	3178	3178	2694	2694	1216	1216	581	581	2348	2348	12	12	1139	1139	670	670	46	46	39.944	99.944	5	
12	Raichur	5131	5131	544	544	882	882	3697	3697	4639	4639	3047	3047	3816	3816	895	895	2599	2599	32	32	1868	1868	1030	1030	88	88	39.927	99.927	15	
13	Vijayapura	6333	6333	889	889	1164	1164	3442	3442	7187	7187	4986	4986	3726	3726	875	875	2437	2437	36	36	1435	1435	1161	1161	10	10	39.914	99.914	14	
14	Ballari	4706	4706	611	611	580	580	3552	3552	4669	4669	4037	4037	3355	3355	812	812	2337	2337	22	22	995	995	1241	1241	1021	1021	39.896	99.896	19	
15	Karnataka Railways	1319	1319	1814	1814	90	90	791	791	3132	3132	358	358	287	287	921	921	3182	3182	28	28	57	57	78	78	112	112	39.895	99.895	12	
16	Hubballi Dharwad City	4259	4259	586	586	1251	1251	3044	3044	4647	4647	4484	4484	2614	2614	744	744	3121	3121	103	103	2888	2888	1055	1055	14	14	39.877	99.877	21	
17	Chickballapura	6151	6151	649	649	289	289	5180	5180	6571	6571	7430	7430	4078	4078	663	663	2836	2836	41	41	1004	1004	957	957	22	22	39.849	99.849	2	
18	Mysuru City	4361	4361	738	738	190	190	3374	3374	4119	4119	1849	1849	1939	1939	960	960	4091	4091	38	38	994	994	630	630	35	35	39.794	99.794	18	
19	Udupi	3894	3894	1111	1111	365	365	3950	3950	4618	4618	3274	3274	2590	2590	1031	1031	3431	3431	25	25	1416	1416	942	942	14	14	39.756	99.756	20	
20	Hassan	15477	15477	2059	2059	2677	2677	13943	13943	16457	16457	23015	23015	12148	12148	2879	2879	3754	3754	62	62	1619	1619	4742	4742	14	14	39.716	99.716	24	
21	Kolar	3796	3796	507	507	520	520	2286	2286	3669	3669	3117	3117	1927	1927	603	603	758	758	11	11	563	563	392	392	13	13	39.661	99.661	22	
22	Tumakuru	9910	9910	1460	1460	522	522	8497	8497	10681	10681	14616	14616	6419	6419	1927	1927	6617	6617	156	156	1150	1150	1427	1427	37	37	39.602	99.602	23	
23	Chikkamagaluru	5253	5253	1077	1077	721	721	4652	4652	5444	5444	2926	2926	3021	3021	833	833	3573	3573	81	81	1026	1026	753	753	17	17	39.540	99.540	29	
24	Uttara Kannada	4715	4715	883	883	606	606	3184	3184	5539	5539	4338	4338	2772	2772	717	717	346	346	37	37	66	66	1633	1633	598	598	39.532	99.532	45	
25	Dakshina Kannada	2953	2953	764	764	629	629	2486	2486	3671	3671	2311	2311	1708	1708	641	641	2111	2111	15	15	1350	1350	443	443	29	29	39.522	99.522	27	
26	Kodagu	2465	2465	686	686	330	330	3053	3053	2531	2531	1205	1205	2077	2077	847	847	975	975	28	28	818	818	1243	1243	853	853	39.495	99.495	25	
27	Chamarajanagara	3367	3367	350	350	329	329	3057	3057	3388	3388	2431	2431	2115	2115	240	240	2191	2191	63	63	784	784	898	898	1	1	39.411	99.411	28	
28	Shivamogga	8711	8711	1409	1409	1350	1350	5686	5686	8304	8304	4838	4838	4716	4716	1157	1157	4306	4306	82	82	1395	1395	1226	1226	61	61	39.393	99.393	30	

Police IT Monthly Progress Report as on April - 2022

PoliceIT Pragathi - 01.01.2021 to 30.04.2022

Rank	Score		(5)		(3)		(2)		(5)		(5)		(5)		(5)		(5)		(5)		(5)		(40)		(100)							
	Name of the Unit/District		FIR		UDR		PAR		Property Seizure/PF		Crime Details/Spot Mahazar		Arrest/Surrender		Charge Sheet		Final Report B, C & UDR		Total MoB		Total History Sheet		Total Rowdy Sheet		Court Disposal		UI Cases (From 2011-2017)		Data Quality (Given by SCRIB)	Total	Previous Month Rank	
	Actual	In PIT	Actual	In PIT	Actual	In PIT	Actual	In PIT	Actual	In PIT	Actual	In PIT	Actual	In PIT	Actual	In PIT	Actual	In PIT	Actual	In PIT	Actual	In PIT	Actual	In PIT	Actual	In PIT	in PIT					
1	2	3	5	6	8	9	11	12	14	15	17	18	20	21	23	24	26	27	29	30	32	33	35	36	38	39	41	42	43	44		
29	Mandya	15370	15370	1840	1840	2957	2957	11829	11829	11510	11510	5417	5417	10534	10534	2912	2912	4211	4211	58	58	1841	1841	4175	4175	6	6	39.282	99.282	31	▲	
30	Bengaluru Dist	9216	9216	1513	1513	881	881	4865	4865	9095	9095	7192	7192	4032	4032	1950	1950	7978	7978	76	76	2012	2012	898	898	132	132	39.243	99.243	37	▲	
31	Vijayanagara	4167	4167	606	606	458	458	3603	3603	3848	3848	6505	6505	2996	2996	690	690	2239	2239	34	34	756	756	790	790	988	988	39.205	99.205	33	▲	
32	DCP West DIV, Bengaluru City	9090	9090	1472	1472	833	833	2991	2991	9416	9416	6289	6289	3486	3486	2378	2378	2752	2752	28	28	1384	1384	580	580	6	6	39.193	99.193	32	◀▶	
33	DCP East DIV, Bengaluru City	7325	7325	943	943	815	815	1711	1711	6052	6052	4162	4162	3415	3415	1765	1765	6811	6811	26	26	920	920	262	262	2471	2471	39.150	99.150	26	▼	
34	Haveri	4458	4458	830	830	608	608	2604	2604	3465	3465	3616	3616	2252	2252	585	585	2226	2226	51	51	1291	1291	611	611	1367	1367	38.924	98.924	43	▲	
35	Yadgir	2787	2787	359	359	411	411	2262	2262	2590	2590	3609	3609	2028	2028	447	447	1142	1142	16	16	1265	1265	474	474	1	1	38.860	98.860	35	◀▶	
36	Chitradurga	7863	7863	873	873	676	676	4187	4187	7357	7357	5710	5710	4503	4503	744	744	2830	2830	44	44	889	889	546	546	40	40	38.768	98.768	34	▼	
37	Davanagere	10131	10131	1558	1558	1795	1795	6234	6234	11140	11140	14304	14304	5914	5914	2142	2142	5055	5055	48	48	1464	1464	3746	3746	24	24	38.649	98.649	44	▲	
38	DCP South DIV, Bengaluru City	12202	12202	1501	1501	1145	1145	4239	4239	13023	13023	7978	7978	5900	5900	8574	8574	6647	6647	50	50	1636	1636	1863	1863	36	36	38.623	98.623	38	◀▶	
39	DCP Whitefield DIV, Bengaluru City	4351	4351	804	804	286	286	1291	1291	4286	4286	1951	1951	1597	1597	1043	1043	3360	3360	10	10	382	382	630	630	15	15	38.353	98.353	40	▲	
40	Mysuru Dist	8318	8318	1118	1118	2253	2253	7198	7198	7766	7766	3129	3129	5135	5135	935	935	3986	3986	52	52	1864	1864	2391	2391	59	59	38.228	98.228	36	▼	
41	DCP Central DIV, Bengaluru City	3740	3740	363	363	256	256	1238	1238	2740	2740	2189	2189	1469	1469	1018	1018	4198	4198	16	16	558	558	571	571	30	30	38.190	98.190	39	▼	
42	Ramanagara	6911	6911	903	903	640	640	4336	4336	5127	5127	7435	7435	3965	3965	1239	1239	4523	4523	43	43	1450	1450	548	548	17	17	38.106	98.106	41	▼	
43	DCP North DIV, Bengaluru City	7203	7203	1201	1201	796	796	3059	3059	6434	6434	6028	6028	2893	2893	1251	1251	5982	5982	85	85	1716	1716	979	979	25	25	37.479	97.479	42	▼	

Traffic Divisions of Bengaluru City

Rank	Score		(5)		(5)		(5)		(10)		(10)		(5)		(10)		(5)		(40)	(100)	Previous Month Rank			
	Name of the Unit/District		FIR		UDR		Property Seizure/PF		Crime Details/Spot Mahazar		Arrest/Surrender		Charge Sheet		Final Report B, C & UDR		Court Disposal		UI Cases (From 2011-2017)		Data Quality (given by SCRIB)	Total		
	Actual	In PIT	Actual	In PIT	Actual	In PIT	Actual	In PIT	Actual	In PIT	Actual	In PIT	Actual	In PIT	Actual	In PIT	Actual	In PIT	Actual	In PIT	in PIT			
1	DCP Traffic East DIV, Bengaluru City	1996	1996	0	0	402	402	1793	1786	1778	1771	1694	1690	53	53	756	756	0	0	34.082	94.00	1	◀▶	
2	DCP Traffic West DIV, Bengaluru City	3068	3068	0	0	238	238	2987	2987	2168	2168	2788	2788	49	49	1722	1722	0	0	30.602	90.60	2	◀▶	
3	DCP Traffic North DIV, Bengaluru City	1111	1111	0	0	138	138	862	862	870	870	941	941	25	25	386	386	0	0	22.420	82.42	3	◀▶	

Data Quality:

Calculated based on Data entered like Victim Age, Religion, Caste, Occupation, Arrest Person Age, Religion, Caste, Occupation, Property Movement entered based on Property Entered, Activity field in Case Diary, Witness Details, Accused punishment details in Court Disposal, SHD usage, MOB/HS/RS regular updation etc.

Note :

Aadhaar e-Sign details of FIR for the Month of April 2022

SI No.	District_Name	FIR	e-Signed FIR	FIR%
1	Belagavi City	152	152	100.00
2	Belagavi Dist	505	505	100.00
3	Vijayapur	378	377	99.74
4	Udupi	246	243	98.78
5	Hubballi Dharwad City	321	317	98.75
6	Dakshina Kannada	164	161	98.17
7	Bagalkot	243	237	97.53
8	Chamarajanagar	230	221	96.09
9	Haveri	288	271	94.10
10	Chickballapura	452	424	93.81
11	Koppal	315	294	93.33
12	Dharwad	162	149	91.98
13	Karnataka Railways	107	93	86.92
14	Uttara Kannada	388	323	83.25
15	Mangaluru City	239	196	82.01
16	Ballari	315	257	81.59
17	Gadag	204	166	81.37
18	Kodagu	152	120	78.95
19	Mysuru Dist	573	407	71.03
20	Raichur	374	261	69.79
21	K.G.F	123	77	62.60
22	Davanagere	418	259	61.96
23	Shivamogga	549	323	58.83
24	Kolar	280	162	57.86
25	Hassan	543	313	57.64
26	Kalaburagi	255	143	56.08
27	Yadgir	161	87	54.04
28	Bidar	322	171	53.11
29	Vijayanagara	266	141	53.01
30	Tumakuru	683	288	42.17
31	Bengaluru Dist	642	255	39.72
32	Mysuru City	328	112	34.15
33	Chikkamagaluru	302	90	29.80
34	Mandya	595	168	28.24
35	Kalaburagi City	171	41	23.98
36	Bengaluru City	3908	466	11.92
37	Chitradurga	675	40	5.93
38	Ramanagara	582	0	0.00
Total		16611	8310	50.03

Aadhaar e-Sign details of Chargesheet for the Month of April 2022				
SI No.	District_Name	Charge sheeted	e-Signed Charge sheeted	Charge sheet %
1	Haveri	19	15	78.95
2	Hubballi Dharwad City	118	80	67.80
3	Dakshina Kannada	37	25	67.57
4	Belagavi Dist	138	84	60.87
5	K.G.F	30	17	56.67
6	Mangaluru City	41	23	56.10
7	Bagalkot	49	27	55.10
8	Belagavi City	33	18	54.55
9	Udupi	123	67	54.47
10	Uttara Kannada	78	42	53.85
11	Gadag	31	16	51.61
12	Raichur	205	104	50.73
13	Koppal	101	51	50.50
14	Kalaburagi	67	27	40.30
15	Ballari	94	36	38.30
16	Chickballapura	141	43	30.50
17	Hassan	286	81	28.32
18	Mysuru Dist	203	55	27.09
19	Shivamogga	76	20	26.32
20	Karnataka Railways	4	1	25.00
21	Vijayapur	27	6	22.22
22	Tumakuru	228	38	16.67
23	Kodagu	37	5	13.51
24	Mysuru City	92	11	11.96
25	Kalaburagi City	53	6	11.32
26	Davanagere	52	5	9.62
27	Bengaluru Dist	81	7	8.64
28	Dharwad	13	1	7.69
29	Bengaluru City	959	73	7.61
30	Bidar	63	3	4.76
31	Chikkamagaluru	70	3	4.29
32	Mandya	245	6	2.45
33	Vijayanagara	123	3	2.44
34	Chamarajanagar	49	1	2.04
35	Chitradurga	81	1	1.23
36	Kolar	54	0	0.00
37	Ramanagara	107	0	0.00
38	Yadgir	34	0	0.00
Total		4242	1001	23.60

Vehicle Log Details For The Month Of April-2022

Chief Office

As On: 18/05/2022

S.No.	District/Unit Name	Actual Strength	Log Entered Vehicles For The Month	Log Not Entered Vehicles For The Month	Remarks
1	Bagalkot	207	207	0	
2	Ballari	192	140	52	
3	Belagavi City	191	174	17	
4	Belagavi Dist	308	308	0	
5	Bengaluru City	2,752	1,906	846	
6	Bengaluru Dist	238	177	61	
7	Bidar	244	190	54	
8	Chamarajanagar	161	157	4	
9	Chickballapura	147	64	83	
10	Chikkamagaluru	254	248	6	
11	Chitradurga	193	141	52	
12	Coastal Security Police	37	36	1	
13	Dakshina Kannada	167	133	34	
14	Davanagere	243	148	95	
15	Dharwad	111	94	17	
16	Gadag	188	178	10	
17	Hassan	215	213	2	
18	Haveri	147	137	10	
19	Hubballi Dharwad City	263	252	11	
20	K.G.F	109	106	3	
21	Kalaburagi	233	172	61	
22	Kalaburagi City	168	127	41	
23	Karnataka Railways	94	84	10	
24	Kodagu	154	129	25	
25	Kolar	208	208	0	
26	Koppal	161	160	1	
27	Mandya	276	276	0	
28	Mangaluru City	237	231	6	
29	Mysuru City	281	179	102	
30	Mysuru Dist	241	210	31	
31	Raichur	175	175	0	
32	Ramanagara	203	165	38	
33	Shivamogga	251	246	5	
34	Tumakuru	300	299	1	
35	Udupi	216	206	10	

S.No.	District/Unit Name	Actual Strength	Log Entered Vehicles For The Month	Log Not Entered Vehicles For The Month	Remarks
36	Uttara Kannada	234	234	0	
37	Vijayanagara	137	109	28	
38	Vijayapur	247	171	76	
39	Yadgir	132	109	23	
40	APTS Yelahanka	23	13	10	
41	Bangalore Head Qtrs DCRE	1	0	1	
42	Battalion I - Bangalore	66	52	14	
43	Battalion II - Belgaum	40	39	1	
44	Battalion III - Bangalore	54	51	3	
45	Battalion IV - Bangalore	46	43	3	
46	Battalion IX - Bangalore	50	45	5	
47	Battalion V - Mysore	34	32	2	
48	Battalion VI - Gulbarga	45	41	4	
49	Battalion VII - Mangalore	42	40	2	
50	Battalion VIII - Shimoga	40	34	6	
51	Battalion X - Haveri	44	11	33	
52	Battalion XI - Hassan	43	43	0	
53	Battalion XII Tumakuru	39	34	5	
54	Central Range	1	1	0	
55	Centre for Counter Terrorism	40	19	21	
56	Chief Office	109	73	36	
57	CID	236	149	87	
58	COMMANDANT MOUNTED	22	19	3	
59	Eastern Range	1	1	0	
60	Forest Cell	23	8	15	
61	FPB Unit	13	6	7	
62	FSL Madiwala	19	0	19	
63	I.R.B. Vijayapura	48	44	4	
64	IGP TRAINING	7	7	0	
65	IIIrd BN KSISF	27	27	0	
66	IIInd BN KSISF	25	23	2	
67	IRB Munirabad	45	38	7	
68	ISD	106	102	4	
69	ISD Bengaluru	84	79	5	
70	Ist BN KSISF	42	42	0	
71	Kalaburgi Range	4	4	0	
72	KPA Mysore	43	7	36	
73	KSPTS Channapatna	22	7	15	
74	KSPTS Khanapur	25	21	4	

S.No.	District/Unit Name	Actual Strength	Log Entered Vehicles For The Month	Log Not Entered Vehicles For The Month	Remarks
75	KSRP PTS BELAGAVI	21	21	0	
76	KSRP Training Munirabad	14	13	1	
77	PDMS Yelahanka	32	32	0	
78	PTC Gulbarga	43	18	25	
79	PTS Aimangala	14	11	3	
80	PTS Dharwad	17	15	2	
81	PTS Hassan	14	0	14	
82	PTS Kaduru	13	13	0	
83	PTS Mysuru	18	16	2	
84	PTS Thanisandra	17	10	7	
85	RFSL Belgaum	4	4	0	
86	RFSL Davanagere	4	3	1	
87	RFSL Gulbarga	4	0	4	
88	RFSL Mangalore	5	4	1	
89	RFSL Mysore	5	5	0	
90	SCRB	41	41	0	
91	Southern Range	6	5	1	
92	Special Task Force	8	0	8	
93	State INT	555	126	429	
94	State Wireless	72	71	1	
95	TTI Bangalore	3	3	0	
96	Western Range	2	2	0	
	Grand Total	12736	10067	2669	

Sevasindhu Statistics for the Month of April 2022

Sl.No	Service Name	Received	Disposed	Pending
1	Job / Service Verification	16181	14918	1263
2	Police Verification Certificate(PVC) for Central/State Govt employees if request is received directly by the employee / By Concerned Department	1211	1170	41
3	Police Clearance Certificate for going abroad (Visa for studies)/ Police Clearance Certificate for Foreign Nationals	270	258	12
4	Police verification Certificate for Coolies/Loader/Class IV Security Staff/ Supervisor at Airport (Individual applicants only)	4433	4087	346
5	Police Verification Certificate for domestic servants/house keeping	67	63	4
6	Police Verification Certificate for Institutions/ Companies	74	69	5
7	Police verification Certificate for Marriage Alliances	30	28	2
8	Police verification Certificate for Training Apprenticeship at Public Undertakings /for trainees/ Workers working on daily wages at Govt. Institutions	1922	1779	143
Total (Sl.NO. 1 to 8)		24188	22372	1816
9	Amplified Sound System	697	679	18
10	Missing Report of documents, Mobile phone etc	413	153	260
11	Disposal of petitions	10	3	7
12	Locked Home Details	0	0	0
13	Senior Citizen Registration	43		43
14	Complaint Registration	41	20	21
15	License for Amusement	0	0	0
16	No obligation to return to India (NORI) Certificate	0	0	0
17	NOC for petrol pump,gas agency,hotel,bar etc.	0	0	0
18	Permission for Peaceful Assembly and procession	0	0	0
19	Application for Temporary License for Sale of Crackers	0	0	0
20	NOC for setting up of Petroleum, Diesel and Naphtha sale and transport	0	0	
Grand Total		25392	23227	2165

UNITWISE STATISTICS OF CASES BOOKED UNDER COTPA ACT 2003 DURING APRIL - 2022

Sl. No.	Unit / District	Section 4	Section 5	Section 6A	Section 6B	Section 7	Total Fine Amount Collected
(1)	(2)	(3)	(4)	(5)	(6)	(7)	(8)
I	Commissionerate						
1	Bengaluru City	1320	0	0	0	0	257850
2	Mysuru City	1	0	0	0	0	2000
3	Hubli-Dharwad City	33	0	0	0	0	6600
4	Mangaluru City	542	0	0	0	0	30015
5	Belagavi City	146	0	0	0	0	19200
6	Kalburgi City	58	0	0	0	0	5800
II	Central Range						
1	Bengaluru Dist.	60	0	0	0	0	5400
2	K.G.F.	14	0	0	0	0	1150
3	Kolar	4	0	0	0	0	400
4	Tumakuru	17	0	0	0	0	1700
5	Chickballapura	63	0	0	0	0	6300
6	Ramanagara	80	0	0	0	0	8000
III	Eastern Range						
1	Chitradurga	78	0	0	0	0	7500
2	Davanagere	124	0	0	0	0	12300
3	Shivamogga	270	0	0	0	0	30150
4	Haveri	58	0	0	0	0	5350
IV	Western Range						
1	Chickmagalur	42	0	0	0	0	4242
2	D.K.	93	0	0	0	0	5800
3	Udupi	52	0	0	0	0	6100
4	U.K.	35	0	0	0	0	6000
V	Northern Range						
1	Bagalakote	31	0	0	0	0	3100
2	Belagavi dist.	59	0	0	0	0	7800
3	Vijayapura	5	0	0	0	0	500
4	Dharwad	346	0	0	0	0	34600
5	Gadag	130	0	0	0	0	11650
VI	North Eastern Range						
1	Bidar	17	0	0	0	0	1700
2	Kalagurgi	58	0	0	0	0	5800
3	Yadgiri	87	0	0	0	0	9100
VII	Southern Range						
1	Chamarajanagar	396	0	0	0	0	32200
2	Hassan	73	0	0	0	0	6950
3	Kodagu	119	0	0	0	0	9800
4	Mandya	507	0	0	0	0	27150
5	Mysuru Dist.	14	0	0	0	0	1400
VIII	Ballari Range						
1	Ballari	396	0	0	0	0	34700
2	Vijayagara	24	0	0	0	0	2400
3	Koppal	134	0	0	0	0	13400
4	Raichur	9	0	0	0	0	1800
IX	Karnataka Railways	163	0	0	0	0	30230
Total		5658	0	0	0	0	656137